

**BT40**

BT40-SLSA10-150-M97

一体型 3°

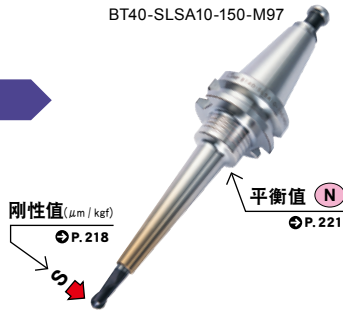


Fig. 1

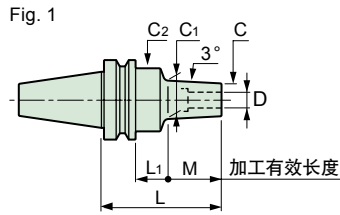
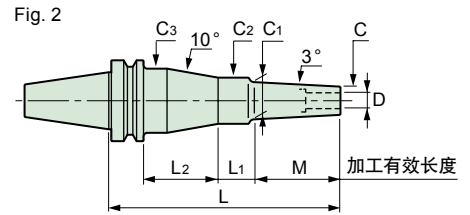


Fig. 2



BT40-SLFA6-120cv

一体型 CURVE

CV


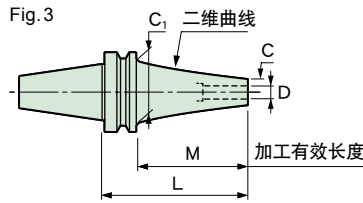


Fig. 3



■ 选购品  
● 拉钉 → P.204

■ 注意事项  
● 拉钉...请在加热时取下, 或使用通孔拉钉。  
● 刀具安装...插入刀具时, 请务必将刀具插入比安全记号更深的位置。

HEATROBO电磁 1200S (HRD-01S-230AS) 电磁式加热器对应表

[○] 可加热 [×] 不可加热  
[▲] 垫高加热器后可进行加热 → P.217

CV: 曲线



壁厚

型号	Fig.	φD	φC	t	L	M	L <sub>1</sub>	L <sub>2</sub>	φC <sub>1</sub>	φC <sub>2</sub>	φC <sub>3</sub>	H	h	Kg	N	S	缩略图
<b>BT40-SLSA3- 95-M 42</b>	1	3	6	1.5	95	42	26	—	10.4	25	—	9	130	1	2.3	9.1	○
-120-M 67					120	67			13				155		3.1	14.6	○
-125-M 42					125	42	56		10.4				160	1.1	2.5	9.7	○
-150-M 67					150	67			13				185		3.2	15.7	○
-M 97						97	26		16.2						4	20.4	○
-155-M 42	2				155	42	33	53	10.4	26	40		190	1.4	2.7	9.9	○
-180-M 67					180	67			13				215		3.4	15.8	○
-M 97	1					97	56	—	16.2		—			1.2	4.1	22.2	○
-210-M 97	2				210		33	53		25	39		245	1.4	4.3	22.1	○
<b>-SLRA3- 75-M 22</b>	1	3	7.5	2.25	75	22	26	—	9.8	25	—	9	110	1	2.6	2.7	○
- 95-M 42					95	42			11.9				130		2.9	5.3	○
-105-M 22					105	22	56		9.8				140	1.1	2.7	3.2	○
-120-M 67					120	67	26		14.5				155		3.4	8.8	○
-125-M 42					125	42	56		11.9				160		3	6	○
-135-M 22	2				135	22	33	53	9.8		39		170	1.4	2.9	3.2	○
-150-M 67	1				150	67	56	—	14.5		—		185	1.2	3.5	14.5	○
-M 97						97	26		17.7					1.1	4.1	12.8	○
-155-M 42	2				155	42	33	53	11.9	25	39		190	1.4	3.2	6	○
-180-M 67					180	67			14.5	26	40		215		3.7	9.8	○
-M 97	1					97	56	—	17.7		—			1.2	4.2	14.3	○
-M127						127	26		20.8	36				1.1	5.4	15.7	○
-210-M 97	2				210	97	33	53	17.7	25	39		245	1.5	4.4	14.4	○
-M127	1					127	56	—	20.8	32	—			1.4	5.5	16.5	○
-240-M127	2				240	127	28	58		36	50		275	1.8	5.8	16.3	○



型号	Fig.	φD	φC	t	L	M	L <sub>1</sub>	L <sub>2</sub>	φC <sub>1</sub>	φC <sub>2</sub>	φC <sub>3</sub>	H	h	Kg	N	S		规格图
<b>BT40-SLFB3- 75-M 22</b>	1	3	9.5	3.25	75	22	26	—	11.8	25	—	9	110	1	2.4	1.9	○	25
- 95-M 42					95	42			13.9				130		2.7	3.2		28
-105-M 22					105	22	56		11.8				140	1.1	2.5	2.3		26
-120-M 67					120	67	26		16.5				155		3.4	5.3		31
-125-M 42					125	42	56		13.9				160		2.8	3.9		29
-135-M 22	2				135	22	33	53	11.8		39		170	1.4	2.7	2.3		27
-150-M 67	1				150	67	56	—	16.5		—		185	1.2	3.6	6.4		32
-155-M 42	2				155	42	33	53	13.9		39		190	1.4	3	3.9		30
-180-M 67					180	67			16.5	26	40		215		3.8	6.3		33
<b>BT40-SLSA4- 95-M 42</b>	1	4	7	1.5	95	42	26	—	11.4	25	—	12	130	1	3.1	7.1	○	34
-120-M 67					120	67			14				155			11.7		37
-125-M 42					125	42	56		11.4				160	1.1	3.3	7.9		35
-150-M 67					150	67			14				185			12.8		38
-M 97						97	26		17.2						4.1	16.5		40
-155-M 42	2				155	42	33	53	11.4		39		190	1.4	3.5	7.9		36
-180-M 67					180	67			14				215			12.8		39
-M 97	1					97	56	—	17.2		—			1.2	4.2	18.3		41
-210-M 97	2				210		33	53			39		245	1.5	4.4	18.2		42
<b>-SLRA4- 75-M 22</b>	1	4	10	3	75	22	26	—	12.3	25	—	12	110	1	2.7	1.7	○	43
- 95-M 42					95	42			14.4				130		3.1	3.1		46
-105-M 22					105	22	56		12.3				140	1.1	2.8	2.2		44
-120-M 67					120	67	26		17				155		3.9	5.1		49
-125-M 42					125	42	56		14.4				160		3.3	3.8		47
-135-M 22	2				135	22	33	53	12.3		39		170	1.4	3	2.2		45
-150-M 67	1				150	67	56	—	17		—		185	1.2	4	6.3		50
-M 97						97	26		20.2					1.1	4.8	7.7		52
-155-M 42	2				155	42	33	53	14.4		39		190	1.4	3.5	3.8		48
-180-M 67					180	67			17				215		4.2	6.2		51
-M 97	1					97	56	—	20.2		—			1.2	4.9	9.5		53
-M127						127	26		23.3	32				1.2	6.8	9.3		55
-210-M 97	2				210	97	33	53	20.2	25	39		245	1.5	5.1	9.4		54
-M127	1					127	56	—	23.3	32	—			1.4	7	10.3		56
-240-M127	2				240		30	56			46		275	1.8	7.3	10.4		57
<b>-SLFB4- 75-M 22</b>	1	4	12	4	75	22	26	—	14.3	25	—	12	110	1	2.5	1.3	○	58
- 95-M 42					95	42			16.4				130	1.1	3	2.2		61
-105-M 22					105	22	56		14.3				140		2.7	1.8		59
-120-M 67					120	67	26		19				155		3.8	3.5		64
-125-M 42					125	42	56		16.4				160	1.2	3.1	2.9		62
-135-M 22	2				135	22	33	53	14.3		39		170	1.4	2.9	1.8		60
-150-M 67	1				150	67	56	—	19		—		185	1.2	4	4.7		65
-155-M 42	2				155	42	33	53	16.4		39		190	1.4	3.3	2.9		63
-180-M 67					180	67			19				215	1.5	4.2	4.7		66
<b>-SLSA4- 90 CV</b>	3	4	7	1.5	90	63	—	—	53	—	—	12	125	1.2	3.3	1.8	○	67
-120 CV					120	93							155	1.3	3.8	2.7		68
-150 CV					150	123							185	1.5	4.4	4		69
-180 CV					180	153							215		4.8	6.6		70
-210 CV					210	183							245	1.6	4.9	11.6		71
-240 CV					240	213							275	1.8	5.8	14		72
<b>-SLRA4-120 CV</b>	3	4	10	3	120	93	—	—	53	—	—	12	155	1.3	3.9	1.9	○	73
-150 CV					150	123							185	1.4	4.3	2.9		74
-180 CV					180	153							215	1.5	5.1	4.2		75
-210 CV					210	183							245	1.7	5.7	5.7		76

特点  
加热装置  
一体型 3-一体型 CURVE  
一体型系列  
2 体型系列  
UNO  
强力型 热媒刀磨  
Z  
直柄延长杆  
相关商品  
周边机器  
技术资料

型号	Fig.	φD	φC	t	L	M	L <sub>1</sub>	L <sub>2</sub>	φC <sub>1</sub>	φC <sub>2</sub>	φC <sub>3</sub>	H	h	Kg	N	S	缩略图	
<b>BT40-SLSA6- 95-M 42</b>	1	6	9	1.5	95	42	26	—	13.4	25	—	18	130	1	3.3	4.8	○	77
-120-M 67					120	67			16				155	1.1	4.4	8		80
-125-M 42					125	42	56		13.4				160		3.5	5.6		78
-150-M 67					150	67			16				185	1.2	4.5	9.2		81
-M 97						97	26		19.2	32				1.1	5.9	11		83
-155-M 42	2				155	42	33	53	13.4	25	39		190	1.4	3.7	5.6		79
-180-M 67					180	67			16				215		4.7	9.2		82
-M 97	1					97	56	—	19.2	32	—			1.3	6.1	11.7		84
-210-M 97	2				210		30	56			46		245	1.7	6.4			85
<b>-SLSB6- 95-M 42</b>	1	6	10	2	95	42	26	—	14.4	25	—	18	130	1	4	3.6	○	86
-120-M 67					120	67			17				155	1.1	5.4	6.1		89
-125-M 42					125	42	56		14.4				160		4.1	4.5		87
-150-M 67					150	67			17				185	1.2	5.5	7.4		90
-M 97						97	26		20.2	32					7.2	8.5		92
-155-M 42	2				155	42	33	53	14.4	25	39		190	1.4	4.3	4.4		88
-180-M 67					180	67			17	25	39		215		5.7	7.4		91
-M 97	1					97	56	—	20.2	32	—			1.3	7.4	9.2		93
<b>BT40</b> -M127						127	26		23.3					1.2	8.9	11		95
-210-M 97	2				210	97	30	56	20.2		46		245	1.7	7.7	9.2		94
-M127	1					127	56	—	23.3		—			1.4	9.1	12		96
-M157						157	26		26.5					1.3	10.6	13.2		98
-240-M127	2				240	127	30	56	23.3		46		275	1.8	9.4	12		97
-M157	1					157	56	—	26.5	36	—			1.7	10.8	14.5		99
-270-M157	2				270		30	56		32	46		305	1.9	11	14.6	▲	100
<b>-SLRB6- 75-M 22</b>	1	6	14	4	75	22	26	—	16.3	32	—	18	110	1.1	3.2	1	○	101
- 95-M 42					95	42			18.4				130		4.3	1.6		104
-105-M 22					105	22	56		16.3				140	1.2	3.3	1.2		102
-120-M 67					120	67	26		21				155		5.6	2.6		107
-125-M 42					125	42	56		18.4				160	1.3	4.4	1.9		105
-135-M 22	2				135	22	30	56	16.3		46		170	1.6	3.6	1.2		103
-150-M 67	1				150	67	56	—	21		—		185	1.3	5.8	3		108
-155-M 42	2				155	42	30	56	18.4		46		190	1.6	4.7	1.9		106
-180-M 67					180	67			21				215	1.7	6.1	3.1		109
<b>-SLFB6- 75-M 22</b>	1	6	14	4	75	22	26	—	16.3	32	—	18	110	1.1	3.2	1	○	110
 - 95-M 42					95	42			18.4				130		4.3	1.6		113
-105-M 22					105	22	56		16.3				140	1.2	3.3	1.2		111
-120-M 67					120	67	26		21				155		5.6	2.6		116
-125-M 42					125	42	56		18.4				160	1.3	4.4	1.9		114
-135-M 22	2				135	22	30	56	16.3		46		170	1.6	3.6	1.2		112
-150-M 67	1				150	67	56	—	21		—		185	1.3	5.8	3		117
-155-M 42	2				155	42	30	56	18.4		46		190	1.6	4.7	1.9		115
-180-M 67					180	67			21				215	1.7	6.1	3.1		118
<b>-SLSA6- 90 CV</b>	3	6	9	1.5	90	63	—	—	53	—	—	18	125	1.2	3.3	1.6	○	119
-120 CV					120	93							155	1.3	3.8	2.3		120
-150 CV					150	123							185	1.5	4.3	3.6		121
-180 CV					180	153							215		4.9	5.7		122
-210 CV					210	183							245	1.7	5.7	7.3		123
-240 CV					240	213							275	1.8	5.9	12		124
<b>-SLRA6- 90 CV</b>	3	6	13	3.5	90	63	—	—	53	—	—	18	125	1.2	3.3	1.2	○	125
-120 CV					120	93							155	1.3	4	1.7		126
-150 CV					150	123							185	1.5	4.8	2.1		127
-180 CV					180	153							215	1.7	5.6	2.8		128
-210 CV					210	183							245		5.9	4.8		129
<b>-SLFA6- 90 CV</b>	3	6	13	3.5	90	63	—	—	53	—	—	18	125	1.2	3.3	1.2	○	130
 -120 CV					120	93							155	1.3	4	1.7		131
-150 CV					150	123							185	1.5	4.8	2.1		132
-180 CV					180	153							215	1.7	5.6	2.8		133
-210 CV					210	183							245		5.9	4.8		134

特点

加热装置

一体型 3°  
一体型 CURVE

一体型系列

2 体型系列

UNO

强力型 热敏刀磨

Z

直柄延长杆

相关商品

周边机器

技术资料



型号	Fig.	φD	φC	t	L	M	L <sub>1</sub>	L <sub>2</sub>	φC <sub>1</sub>	φC <sub>2</sub>	φC <sub>3</sub>	H	h	Kg	N	S		
<b>BT40-SLSA8- 95-M 42</b>	1	8	11	1.5	95	42	26	—	15.4	25	—	24	130	1	4.6	3.4	○	135
-120-M 67					120	67			18	32			155	1.1	6.3	5.4	○	138
-125-M 42					125	42	56		15.4	36			160	1.3	4.7	3.4	○	136
-150-M 67					150	67			18	32			185		6.5	5.9	○	139
-M 97						97	26		21.2					1.2	8.4	7.9	○	141
-155-M 42	2				155	42	33	53	15.4	25	39		190	1.4	5	4.3	○	137
-180-M 67					180	67	30	56	18	32	46		215	1.6	6.7	5.9	○	140
-M 97	1					97	56	—	21.2		—			1.3	8.6	8.7	○	142
-210-M 97	2				210		28	58		36	50		245	1.9	8.8	8.4	○	143
<b>-SLSB8- 95-M 42</b>	1	8	13	2.5	95	42	26	—	17.4	32	—	24	130	1.1	5.3	2.1	○	144
-120-M 67					120	67			20				155		7.4	3.5	○	147
-125-M 42					125	42	56		17.4	36			160	1.3	5.5	2.3	○	145
-150-M 67					150	67			20	32			185		7.6	4	○	148
-M 97						97	26		23.2					1.2	10	5.2	○	150
-155-M 42	2				155	42	30	56	17.4		46		190	1.6	5.7	2.5	○	146
-180-M 67					180	67			20				215	1.7	7.9	4	○	149
-M 97	1					97	56	—	23.2		—			1.4	10.2	6	○	151
-M127					127	26			26.3					1.3	12.6	7	○	153
-210-M 97	2				210	97	30	56	23.2		46		245	1.7	10.4	6	○	152
-M127	1					127	56	—	26.3	36	—			1.5	12.7	7.7	○	154
-M157						157	26		29.5					1.4	15.1	8.5	○	156
-240-M127	2				240	127	30	56	26.3	32	46		275	1.8	13	8.1	▲	155
-M157	1					157	56	—	29.5	42	—			1.7	15.3	8.6	○	157
-270-M157	2				270		28	58			53		305	2.2	15.6	8.7	○	158
<b>-SLRB8- 75-M 22</b>	1	8	18	5	75	22	26	—	20.3	32	—	24	110	1.1	3.6	0.7	×	159
- 95-M 42					95	42			22.4				130		5.3	1.1	○	162
-105-M 22					105	22	56		20.3				140	1.2	3.8	0.9	×	160
-120-M 67					120	67	26		25	36			155		7.5	1.7	○	165
-125-M 42					125	42	56		22.4	32			160	1.3	5.5	1.4	○	163
<b>BT40</b> -135-M 22	2				135	22	30	56	20.3		46		170	1.6	4.1	1	×	161
-150-M 67	1				150	67	56	—	25		—		185	1.4	7.6	2.2	○	166
-155-M 42	2				155	42	30	56	22.4		46		190	1.7	5.8	1.5	○	164
-180-M 67					180	67			25				215	1.8	7.9	2.2	○	167
<b>-SLFB8- 75-M 22</b>	1	8	18	5	75	22	26	—	20.3	32	—	24	110	1.1	3.6	0.7	×	168
- 95-M 42					95	42			22.4				130		5.3	1.1	○	171
-105-M 22					105	22	56		20.3				140	1.2	3.8	0.9	×	169
-120-M 67					120	67	26		25				155		7.5	1.7	○	174
-125-M 42					125	42	56		22.4				160	1.3	5.5	1.4	○	172
-135-M 22	2				135	22	30	56	20.3		46		170	1.6	4.1	1	×	170
-150-M 67	1				150	67	56	—	25		—		185	1.4	7.6	2.2	○	175
-155-M 42	2				155	42	30	56	22.4		46		190	1.7	5.8	1.5	○	173
-180-M 67					180	67	28	58	25	36	50		215	1.9	7.9	2	○	176
<b>-SLSA8- 90 CV</b>	3	8	11	1.5	90	63	—	—	53	—	—	24	125	1.2	3.3	1.4	○	177
-120 CV					120	93							155	1.3	4	2	○	178
-150 CV					150	123							185	1.5	4.8	2.7	○	179
-180 CV					180	153							215	1.6	4.9	5	○	180
-210 CV					210	183							245	1.7	5.8	6.6	○	181
-240 CV					240	213							275	1.9	6.7	8.3	○	182
<b>-SLRA8- 90 CV</b>	3	8	16	4	90	63	—	—	53	—	—	24	125	1.2	3.8	0.7	○	183
-120 CV					120	93							155	1.4	4.2	1.2	○	184
-150 CV					150	123							185	1.6	4.9	1.8	○	185
-180 CV					180	153							215	1.7	5.7	2.6	○	186
-210 CV					210	183							245	1.8	6.5	3.5	○	187
<b>-SLFA8- 90 CV</b>	3	8	16	4	90	63	—	—	53	—	—	24	125	1.2	3.8	0.7	○	188
-120 CV					120	93							155	1.4	4.2	1.2	○	189
-150 CV					150	123							185	1.6	4.9	1.8	○	190
-180 CV					180	153							215	1.7	5.7	2.6	○	191
-210 CV					210	183							245	1.8	6.5	3.5	○	192

型号	Fig.	φD	φC	t	L	M	L <sub>1</sub>	L <sub>2</sub>	φC <sub>1</sub>	φC <sub>2</sub>	φC <sub>3</sub>	H	h	Kg	N	S	缩略图
<b>BT40-SLSA10- 95-M 42</b>	1	10	13	1.5	95	42	26	—	17.4	25	—	30	130	1	5.5	2.6	○
-120-M 67					120	67			20	32			155	1.1	8.1	4	○
-125-M 42					125	42	56		17.4	25			160		5.7	3.6	○
-150-M 67					150	67			20	32			185	1.3	8.2	4.6	○
-M 97						97	26		23.2					1.2		6	○
-155-M 42	2				155	42	30	53	17.4	25	39		190	1.4	5.9	3.6	○
-180-M 67					180	67	28	58	20	36	50		215	1.8	8.5	4.4	○
-M 97	1					97	56	—	23.2	32	—			1.3		6.9	○
-210-M 97	2				210		30	56			46		245	1.7			○
<b>-SLSB10- 95-M 42</b>	1	10	16	3	95	42	26	—	20.4	32	—	30	130	1.1	6.3	1.4	○
-120-M 67					120	67			23				155	1.2	9.3	2.4	○
-125-M 42					125	42	56		20.4				160	1.3	6.4	1.8	○
-150-M 67					150	67			23				185		9.5	3	○
-M 97						97	26		26.2						13	3.6	○
-155-M 42	2				155	42	30	56	20.4		46		190	1.6	6.7	1.9	○
-180-M 67					180	67	30	56	23				215	1.7	9.8	3	○
-M 97	1					97	56	—	26.2		—			1.4	13.2	4.5	○
-M127						127	26		29.3	42					17.4		○
-210-M 97	2				210	97	30	56	26.2	32	46		245	1.8	13.5		○
-M127	1					127	56	—	29.3	50	—				17.9	4.7	○
-M157						157	26		32.5	42				1.5	21.1	5.6	○
-240-M127					240	127	86		29.3	50			275	2.1	18.5	5	▲
-M157						157	56		32.5					1.8	21.7	5.8	○
-270-M157	2				270		28	58		42	53		305	2.3	22.2	6.3	○
<b>-SLRB10- 75-M 22</b>	1	10	22	6	75	22	26	—	24.3	32	—	30	110	1.1	3.8	0.6	×
- 95-M 42					95	42			26.4				130	1.2	6.3	0.8	○
-105-M 22					105	22	56		24.3				140	1.3	4		×
-120-M 67					120	67	26		29	42			155		9.4	1.1	○
-125-M 42					125	42	56		26.4	32			160		6.5	1.2	○
-135-M 22	2				135	22	30	56	24.3		46		170	1.7	4.3	0.9	×
-150-M 67	1				150	67	56	—	29	42	—		185	1.5	9.6	1.3	○
-155-M 42	2				155	42	30	56	26.4	32	46		190	1.7	6.8		○
-180-M 67					180	67	28	58	29	42	53		215	2.1	9.8	1.4	○
<b>-SLFB10- 75-M 22</b>	1	10	22	6	75	22	26	—	24.3	32	—	30	110	1.1	3.8	0.6	×
- 95-M 42					95	42			26.4				130	1.2	6.3	0.8	○
-105-M 22					105	22	56		24.3				140	1.3	4		×
-120-M 67					120	67	26		29	42			155		9.4	1.1	○
-125-M 42					125	42	56		26.4	32			160		6.5	1.2	○
-135-M 22	2				135	22	30	56	24.3		46		170	1.7	4.3	0.9	×
-150-M 67	1				150	67	56	—	29	42	—		185	1.5	9.6	1.3	○
-155-M 42	2				155	42	28	58	26.4	36	50		190	1.9	6.8	1.1	○
-180-M 67					180	67			29				215	2	9.8	1.6	○
<b>-SLSA10- 90 CV</b>	3	10	13	1.5	90	63	—	—	53	—	—	30	125	1.2	3.3	1.8	○
-120 CV					120	93							155	1.5	4.3	1.3	○
-150 CV					150	123							185	1.6	4.9	2.2	○
-180 CV					180	153							215	1.7	5.6	3.4	○
-210 CV					210	183							245		6	6	○
-240 CV					240	213							275	2	7.9	5.8	▲
<b>-SLRA10- 90 CV</b>	3	10	19	4.5	90	63	—	—	53	—	—	30	125	1.3	3.8	0.7	×
-120 CV					120	93							155	1.4	4.6	0.9	○
-150 CV					150	123							185	1.6	5.4	1.4	○
-180 CV					180	153							215	1.8	6.3	2	○
-210 CV					210	183							245		7.2	3.1	○
<b>-SLFA10- 90 CV</b>	3	10	19	4.5	90	63	—	—	53	—	—	30	125	1.3	3.8	0.7	×
-120 CV					120	93							155	1.4	4.6	0.9	○
-150 CV					150	123							185	1.6	5.4	1.4	○
-180 CV					180	153							215	1.8	6.3	2	○
-210 CV					210	183							245		7.2	3.1	○

BT40



特点  
加热装置  
一体型 3°  
一体型 CURVE  
一体型系列  
2 体型系列  
UNO  
强力型 热敏刀磨  
Z  
直柄延长杆  
相关商品  
周边机器  
技术资料

型号	Fig.	φD	φC	t	L	M	L <sub>1</sub>	L <sub>2</sub>	φC <sub>1</sub>	φC <sub>2</sub>	φC <sub>3</sub>	H	h	Kg	N	S		
<b>BT40-SLSA12- 95-M 42</b>	1	12	15	1.5	95	42	26	—	19.4	32	—	30	130	1.1	7.1	1.8	○	251
-120-M 67					120	67			22				155		10.7	3.3		254
<b>BT40</b> -125-M 42					125	42	56		19.4				160	1.2	7.3	2.3		252
-150-M 67					150	67			22	36			185	1.4	10.9	3.6		255
-M 97						97	26		25.2	32				1.2	15.3	4.9		257
-155-M 42	2				155	42	30	56	19.4		46		190	1.6	7.5	2.3		253
-180-M 67					180	67			22				215	1.7	11.2	3.9		256
-M 97	1					97	56	—	25.2		—			1.4	15.5	5.8		258
-210-M 97	2				210		30	56			46		245	1.7	15.8			259
<b>-SLSB12- 95-M 42</b>	1	12	19	3.5	95	42	26	—	23.4	32	—	30	130	1.1	8	1.1	○	260
-120-M 67					120	67			26				155	1.2	12.2	1.8		263
-125-M 42					125	42	56		23.4				160	1.3	8.2	1.5		261
-150-M 67					150	67			26	32			185		12.4	2.5		264
-M 97						97	26		29.2	42					17.9	2.4		266
-155-M 42	2				155	42	30	56	23.4	32	46		190	1.7	8.4	1.6		262
-180-M 67					180	67	28	58	26	36	50		215	1.9	12.6	2.2		265
-M 97	1					97	56	—	29.2	50	—			1.7	18.4	2.6		267
-M127						127	26		32.3	42				1.5	22.9	3.3		269
-210-M 97					210	97	86		29.2	50		245	2.1	19	2.9			268
-M127						127	56		32.3					1.9	23.5	3.5		270
-M157						157	26		35.5	42				1.7	27.9	4.1		272
-240-M127					240	127	86		32.3	50		275	2.2	24	3.8		▲	271
-M157						157	56		35.5					2	28.5	4.4		273
-270-M157					270		86					305	2.4	29.1	4.8			274
<b>-SLRB12- 75-M 22</b>	1	12	26	7	75	22	26	—	28.3	42	—	30	110	1.2	6.9	0.4	×	275
- 95-M 42					95	42			30.4				130		8.7	0.6		278
-105-M 22					105	22	56		28.3				140	1.4	7.5	0.5		276
-120-M 67					120	67	26		33	50			155		12.9	0.8		281
-125-M 42					125	42	56		30.4				160	1.6	9.3	0.6		279
-135-M 22					135	22	86		28.3				170	1.8	8.1			277
-150-M 67					150	67	56		33	42			185	1.6	13.5	1.1		282
-155-M 42	2				155	42	28	58	30.4		53		190	2	9.9	0.8		280
-180-M 67					180	67			33				215	2.1	14.1	1.1		283
<b>-SLFB12- 75-M 22</b>	1	12	26	7	75	22	26	—	28.3	42	—	30	110	1.2	6.9	0.4	×	284
 - 95-M 42					95	42			30.4				130		8.7	0.6		287
-105-M 22					105	22	56		28.3				140	1.4	7.5	0.5		285
-120-M 67					120	67	26		33				155		12.9	0.8		290
-125-M 42					125	42	56		30.4				160	1.5	9.3	0.7		288
-135-M 22	2				135	22	28	58	28.3		53		170	1.9	8.1	0.6		286
-150-M 67	1				150	67	56	—	33		—		185	1.6	13.5	1.1		291
-155-M 42					155	42	86		30.4	50			190	2	9.9	0.8		289
-180-M 67					180	67			33				215	2.1	14.1	1.1		292
<b>-SLSA12- 90 CV</b>	3	12	15	1.5	90	63	—	—	53	—	—	30	125	1.3	3.7	1.5	○	293
-120 CV					120	93							155	1.5	4.6	1.2		294
-150 CV					150	123							185		4.9	2.4		295
-180 CV					180	153							215	1.7	5.7	3.3		296
-210 CV					210	183							245	1.9	6.6	4.6		297
-240 CV					240	213							275	2	8	5.5		298
<b>-SLRA12- 90 CV</b>	3	12	22	5	90	63	—	—	53	—	—	30	125	1.3	3.9	0.6	×	299
-120 CV					120	93							155	1.6	5.1	0.7		300
-150 CV					150	123							185	1.7	6	1.1	○	301
-180 CV					180	153							215		6.9	1.9		302
-210 CV					210	183							245	1.8	7.7	2.8		303
<b>-SLFA12- 90 CV</b>	3	12	22	5	90	63	—	—	53	—	—	30	125	1.3	3.9	0.6	×	304
 -120 CV					120	93							155	1.6	5.1	0.7		305
-150 CV					150	123							185	1.7	6	1.1	○	306
-180 CV					180	153							215		6.9	1.9		307
-210 CV					210	183							245	1.8	7.7	2.8		308

特点

加热装置

一体型 3"  
一体型 CURVE

一体型系列

2 体型系列

UNO

强力型 热媒刀磨





































Z

直梯延长杆




相关商品

周边机器

技术资料


型号	Fig.	φD	φC	t	L	M	L <sub>1</sub>	L <sub>2</sub>	φC <sub>1</sub>	φC <sub>2</sub>	φC <sub>3</sub>	H	h	 Kg	 N	 S	缩略图
<b>BT40-SLSB16- 95-M 42</b>	1	16	24	4	95	42	26	—	28.4	42	—	32	105	1.2	12.4	0.7	
-120-M 67					120	67			31				130	1.3	19.3	1.1	
-125-M 42					125	42	56		28.4				135	1.4	13	0.9	
-150-M 67					150	67			31				160	1.5	19.8	1.4	
-M 97						97	26		34.2	42				1.4	27.6	1.7	
-155-M 42	2				155	42	28	58	28.4		53		165	1.9	13.5	1	
-180-M 67					180	67			31				190	2	20.4	1.5	
-M 97	1					97	56	—	34.2	50	—			1.8	28.1	1.9	
-M127						127	26		37.3	53				1.7	35.8	2.1	
-210-M 97					210	97	86		34.2	50			220	2.1	28.7		
-M127						127	56		37.3					2	36.4	2.5	
-M157						157	26		40.5	53				1.9	44.1	2.7	
-240-M127					240	127	86		37.3				250	2.5	37	2.6	
-M157						157	56		40.5	50				2.2	44.7	3.1	
-270-M157					270		86						280	2.5	45.3	3.5	
<b>-SLRB16- 75-M 22</b>	1	16	32	8	75	22	26	—	34.3	42	—	32	85	1.2	6.9	0.3	
- 95-M 42					95	42			36.4				105	1.3	12.5	0.5	
-105-M 22					105	22	56		34.3				115	1.4	7.5		
-120-M 67					120	67	26		39				130	1.5	19.4	0.7	
-125-M 42					125	42	56		36.4				135	1.6	13		
-135-M 22	2				135	22	28	58	34.3		53		145	2	8.1	0.5	
-150-M 67	1				150	67	56	—	39		—		160	1.7	20	0.9	
-155-M 42	2				155	42	28	58	36.4		53		165	2.1	13.6	0.7	
-180-M 67					180	67			39				190	2.3	20.5	1	
<b>-SLFB16- 75-M 22</b>	1	16	32	8	75	22	26	—	34.3	42	—	32	85	1.2	6.9	0.3	
 - 95-M 42					95	42			36.4				105	1.3	12.5	0.5	
-105-M 22					105	22	56		34.3				115	1.4	7.5		
-120-M 67					120	67	26		39				130	1.5	19.4	0.7	
-125-M 42					125	42	56		36.4				135	1.6	13		
-135-M 22					135	22	86		34.3	50			145	1.9	8.1	0.5	
-150-M 67					150	67	56		39	42			160	1.7	20	0.9	
-155-M 42					155	42	86		36.4	50			165	2	13.6	0.7	
-180-M 67					180	67			39				190	2.2	20.5	1	
<b>-SLSB16- 90 CV</b>	3	16	21	2.5	90	63	—	—	53	—	—	32	100	1.3	4.2	0.6	
-120 CV					120	93							130	1.5	5.5	0.8	
-150 CV					150	123							160	1.6	6.2	1.5	
 -180 CV					180	153							190	1.9	7.5	1.9	
-210 CV					210	183							220	2	8.2	3	
-240 CV					240	213							250	2.2	9.5	3.7	
<b>BT40-SLSB20- 95-M 42</b>	1	20	29	4.5	95	42	26	—	33.4	42	—	40	105	1.2	14.2	0.6	
-120-M 67					120	67			36				130	1.3	24.5	0.9	
-125-M 42					125	42	56		33.4				135	1.5	14.8	0.8	
-150-M 67					150	67			36				160	1.6	25	1.2	
-M 97						97	26		39.2	53					36.8	1.2	
-155-M 42	2				155	42	28	58	33.4	42	53		165	2	15.3	0.9	
-180-M 67	1				180	67	86	—	36	50	—		190		25.6	1.2	
-M 97						97	56		39.2					1.9	37.4	1.4	
-M127						127	26		42.3	53				1.8	50	1.6	
-210-M 97					210	97	86		39.2	50			220	2.2	38	1.7	
-M127						127	56		42.3					2.1	50.5	1.9	
-M157						157	26		45.5					2	62.3	2.1	
-240-M127					240	127	86		42.3				250	2.4	51.1	2.3	
-M157						157	56		45.5						62.9	2.4	
-270-M157					270		86						280	2.7	63.5	2.9	

特点  
加热装置  
一体型 3°  
一体型 CURVE  
一体型系列  
2 体型系列  
UNO  
强力型 热敏力磨  
Z  
直柄延长杆  
相关商品  
周边机器  
技术资料

型号	Fig.	φD	φC	t	L	M	L <sub>1</sub>	L <sub>2</sub>	φC <sub>1</sub>	φC <sub>2</sub>	φC <sub>3</sub>	H	h	Kg	N	S	插图
<b>BT40-SLRB20- 95-M 42</b>	1	20	38	9	95	42	26	—	42.4	53	—	40	105	1.5	14.3	0.4	363
-120-M 67					120	67	45		130	1.7		24.6	0.5	366			
-125-M 42					125	42	56		42.4	135		1.9	14.9	364			
-150-M 67					150	67	45		50	160		2	25.2	0.7	367		
-155-M 42					155	42	86		42.4	53		165	2.2	15.4	0.6	365	
-180-M 67					180	67	45		50	190		2.3	25.7	0.9	368		
<b>-SLFB20- 95-M 42</b>					1	20	38		9	95		42	26	—	42.4	53	—
 -120-M 67	120	67	45	130				1.7		24.6	0.5	372					
-125-M 42	125	42	56	42.4				135		1.9	14.9	370					
 -150-M 67	150	67	45	50				160		2	25.2	0.7	373				
-155-M 42	155	42	86	42.4				53		165	2.1	15.4	371				
-180-M 67	180	67	45	50				190		2.3	25.7	0.9	374				
<b>-SLSB20- 90 CV</b>	3	20	26	3				90		63	—	—	50.5		—	—	
-120 CV					120	93	53	130	1.5	5.8	0.8		376				
-150 CV					150	123	160	1.6	6.7	1.3	377						
-180 CV					180	153	190	1.9	8	1.8	378						
-210 CV					210	183	220	2.1	9.4	2.3	379						
-240 CV					240	213	250	2.4	10.7	3	380						
<b>BT40-SLRB25- 95-M 42</b>					1	25	45	10	95	42	26		—	49.4	53		—
-125-M 42	125	56	135	1.9					17	0.4	382						
-155-M 42	155	86	165	2.3					17.5	0.6	383						
<b>-SLFB25- 95-M 42</b>	1	25	45	10	95	42	26	—	49.4	53	—	45	105	1.5	16.4	0.3	384
 -125-M 42					125	56	135						1.9	17	0.4	385	
-155-M 42					155	86	165						2.3	17.5	0.6	386	
<b>BT40-SLRB32- 95-M 42</b>	1	32	54	11	95	42	26	—	58.4	63	—	50	87	1.8	4.7	0.3	387

NEW

### φ70 加热喷头 (HRB-03S-230AS)

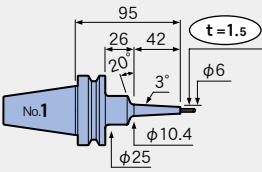


HEAT ROBO Baby3000S



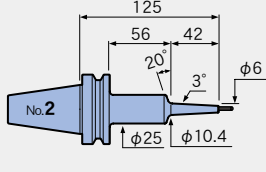
φ3

BT40-SLSA3-95-M42



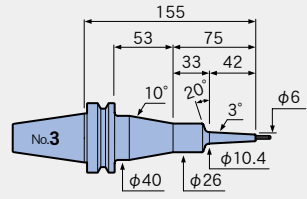
9.1

BT40-SLSA3-125-M42



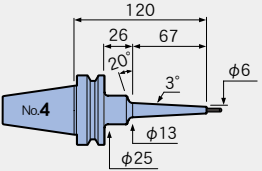
9.7

BT40-SLSA3-155-M42



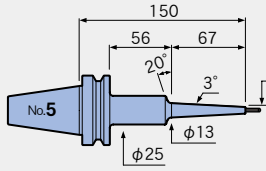
9.9

BT40-SLSA3-120-M67



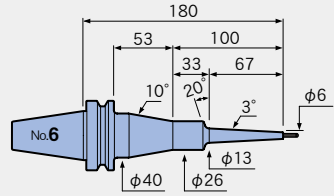
14.6

BT40-SLSA3-150-M67



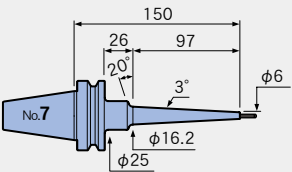
15.7

BT40-SLSA3-180-M67



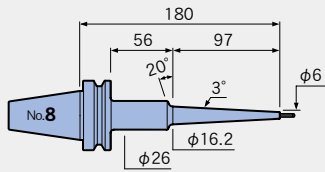
15.8

BT40-SLSA3-150-M97



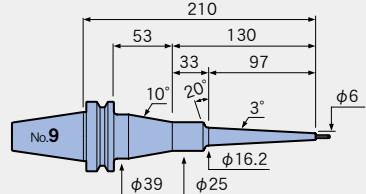
20.4

BT40-SLSA3-180-M97



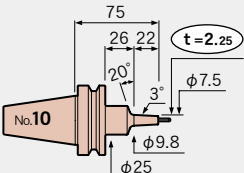
22.2

BT40-SLSA3-210-M97



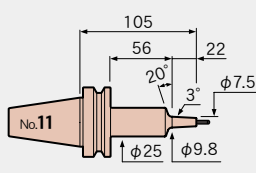
22.1

BT40-SLRA3-75-M22



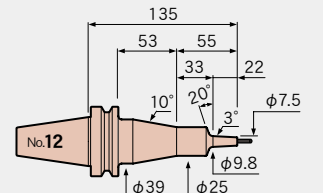
2.7

BT40-SLRA3-105-M22



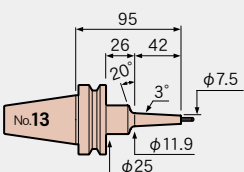
3.2

BT40-SLRA3-135-M22



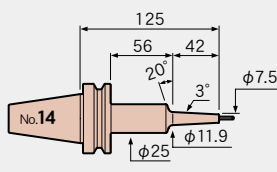
3.2

BT40-SLRA3-95-M42



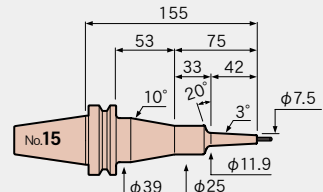
5.3

BT40-SLRA3-125-M42



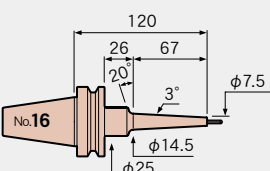
6.0

BT40-SLRA3-155-M42



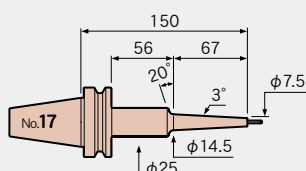
6.0

BT40-SLRA3-120-M67



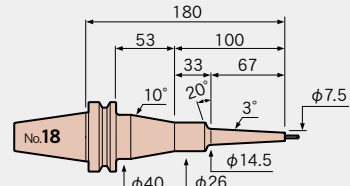
8.8

BT40-SLRA3-150-M67



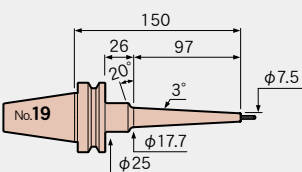
14.5

BT40-SLRA3-180-M67



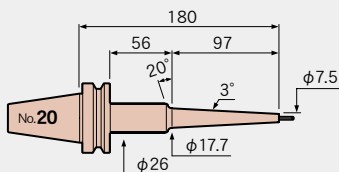
9.8

BT40-SLRA3-150-M97



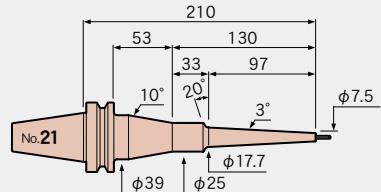
12.8

BT40-SLRA3-180-M97



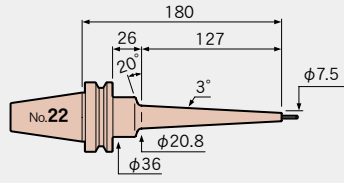
14.3

BT40-SLRA3-210-M97



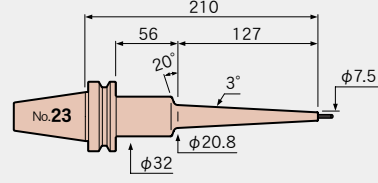
14.4

**BT40-SLRA3-180-M127**



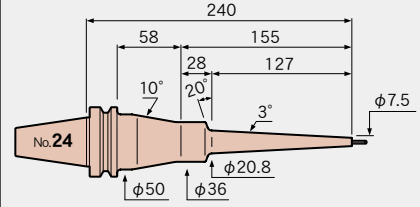
15.7

**BT40-SLRA3-210-M127**



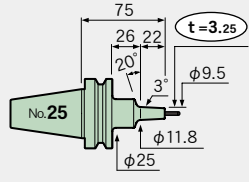
16.5

**BT40-SLRA3-240-M127**



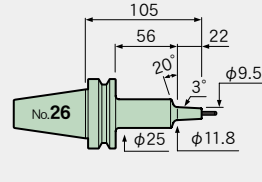
16.3

**BT40-SLFB3-75-M22**



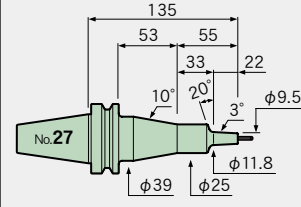
1.9

**BT40-SLFB3-105-M22**



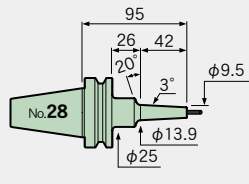
2.3

**BT40-SLFB3-135-M22**



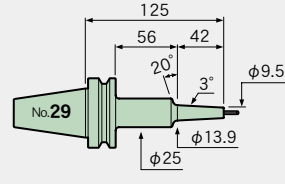
2.3

**BT40-SLFB3-95-M42**



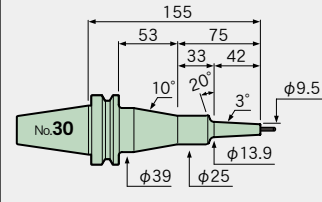
3.2

**BT40-SLFB3-125-M42**



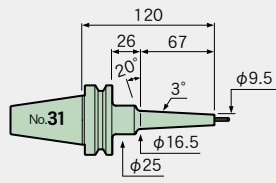
3.8

**BT40-SLFB3-155-M42**



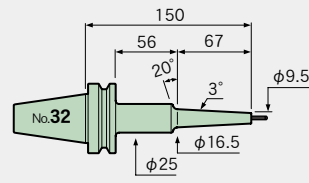
3.9

**BT40-SLFB3-120-M67**



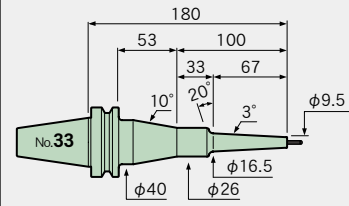
5.3

**BT40-SLFB3-150-M67**



6.4

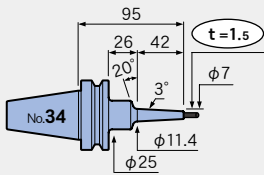
**BT40-SLFB3-180-M67**



6.3

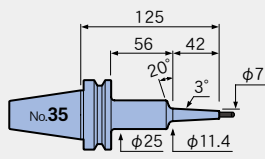
φ4

**BT40-SLSA4-95-M42**



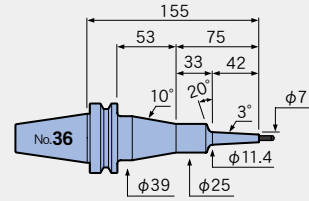
7.1

**BT40-SLSA4-125-M42**



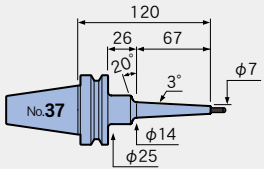
7.9

**BT40-SLSA4-155-M42**



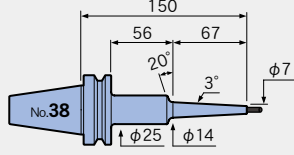
7.9

**BT40-SLSA4-120-M67**



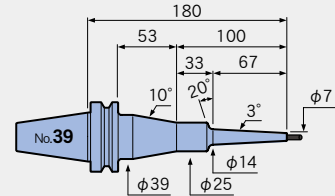
11.7

**BT40-SLSA4-150-M67**



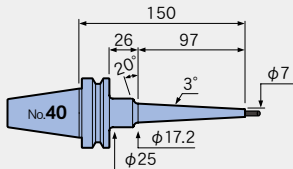
12.8

**BT40-SLSA4-180-M67**



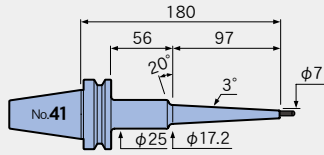
12.8

**BT40-SLSA4-150-M97**



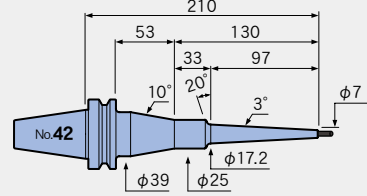
16.5

**BT40-SLSA4-180-M97**



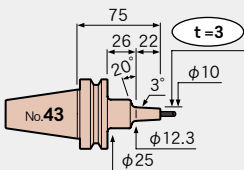
18.3

**BT40-SLSA4-210-M97**



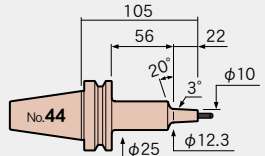
18.2

**BT40-SLRA4-75-M22**



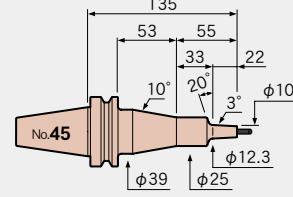
1.7

**BT40-SLRA4-105-M22**



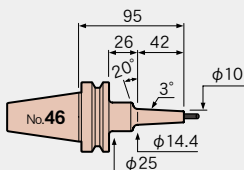
2.2

**BT40-SLRA4-135-M22**



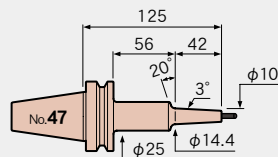
2.2

**BT40-SLRA4-95-M42**



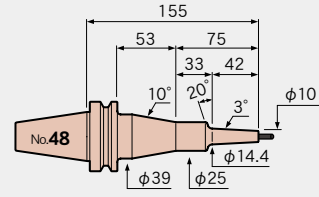
3.1

**BT40-SLRA4-125-M42**



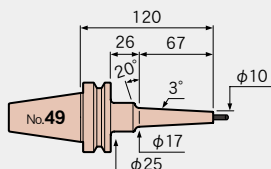
3.8

**BT40-SLRA4-155-M42**



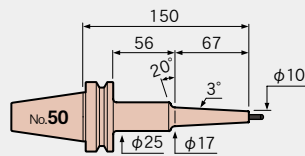
3.8

**BT40-SLRA4-120-M67**



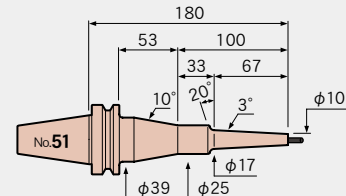
5.1

**BT40-SLRA4-150-M67**



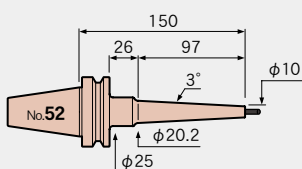
6.3

**BT40-SLRA4-180-M67**



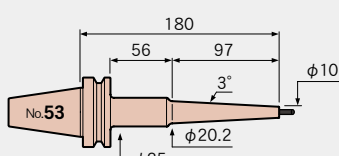
6.2

**BT40-SLRA4-150-M97**



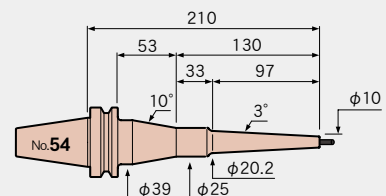
7.7

**BT40-SLRA4-180-M97**

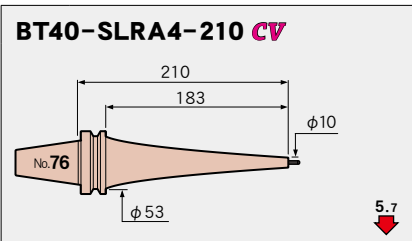
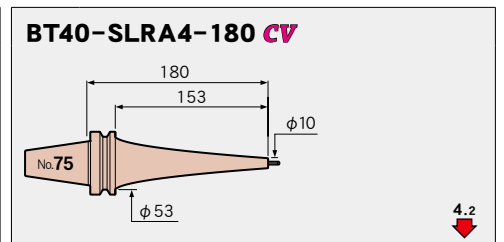
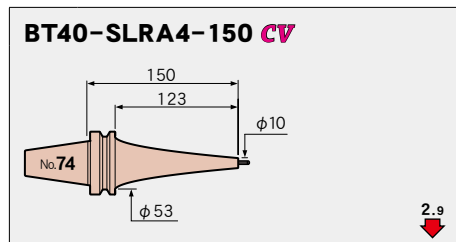
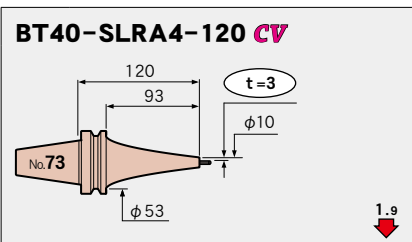
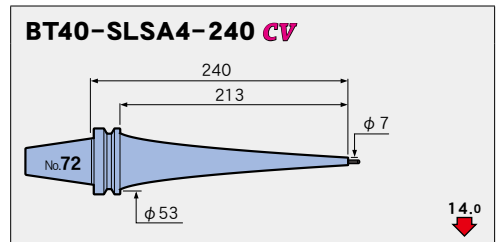
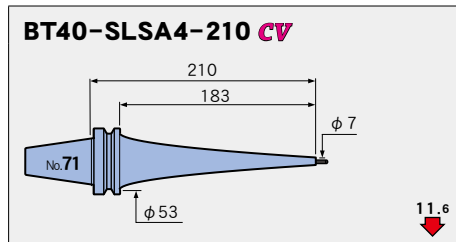
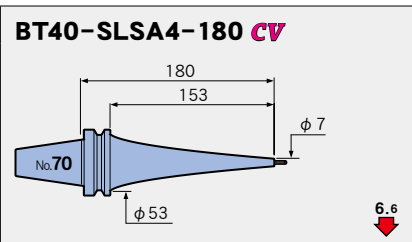
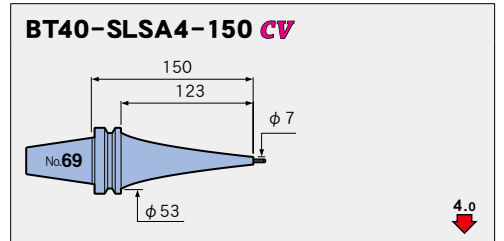
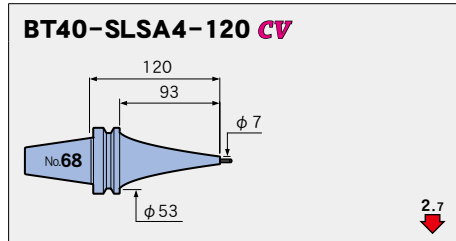
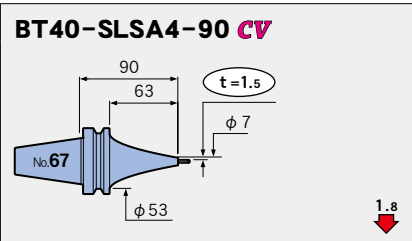
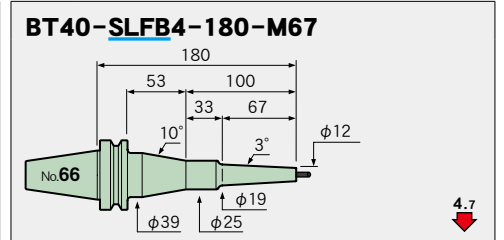
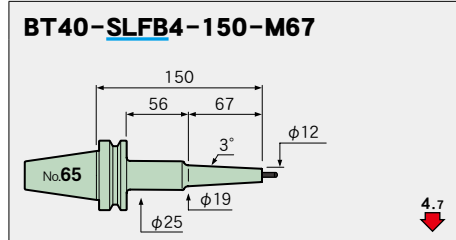
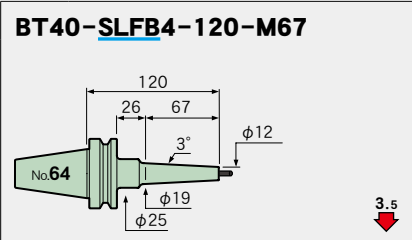
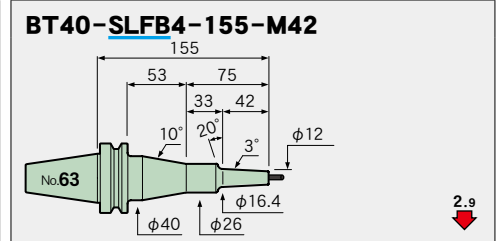
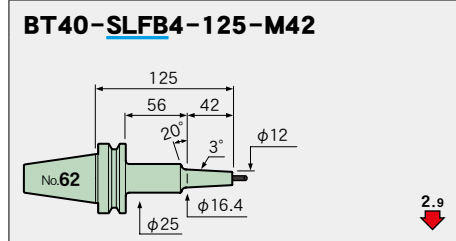
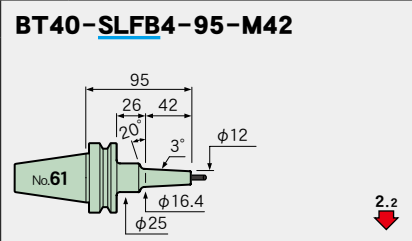
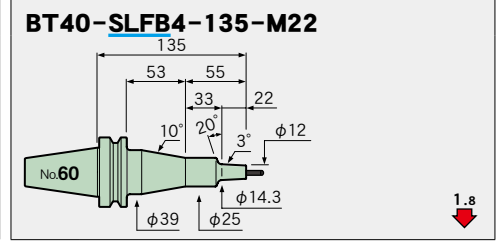
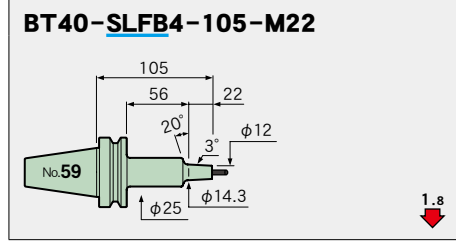
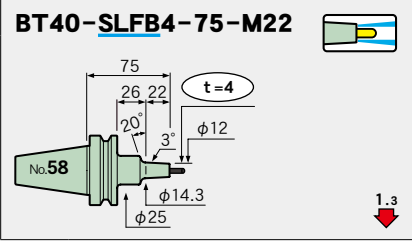
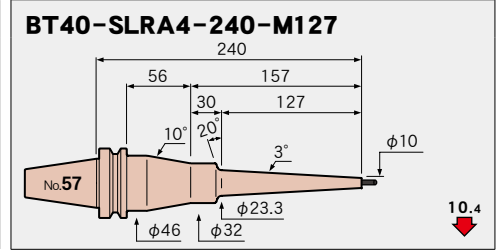
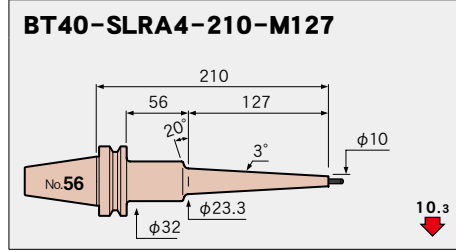
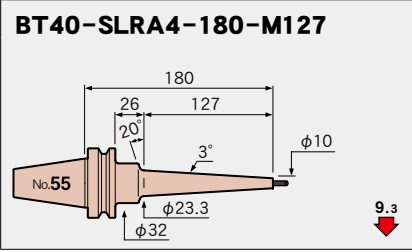


9.5

**BT40-SLRA4-210-M97**

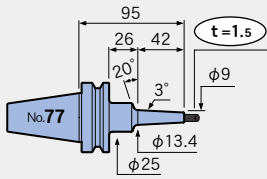


9.4



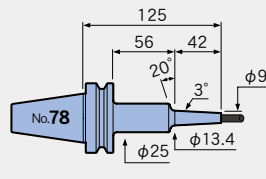
φ6

BT40-SLSA6-95-M42



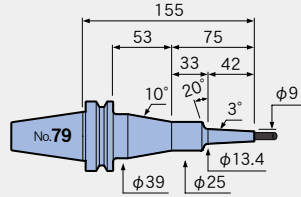
4.8

BT40-SLSA6-125-M42



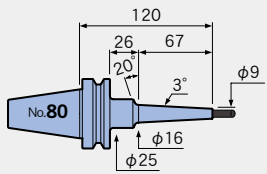
5.6

BT40-SLSA6-155-M42



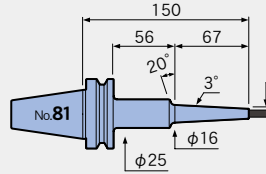
5.6

BT40-SLSA6-120-M67



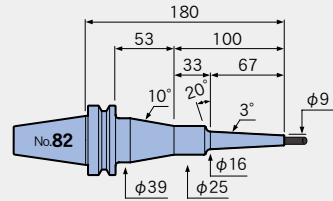
8.0

BT40-SLSA6-150-M67



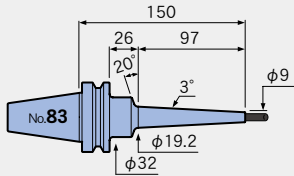
9.2

BT40-SLSA6-180-M67



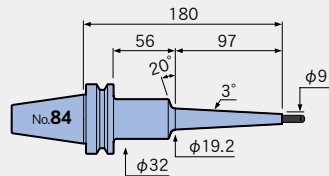
9.2

BT40-SLSA6-150-M97



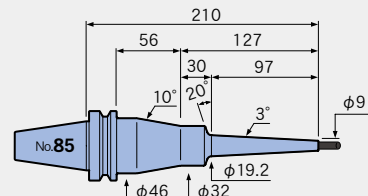
11.0

BT40-SLSA6-180-M97



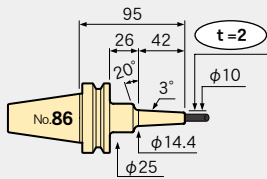
11.7

BT40-SLSA6-210-M97



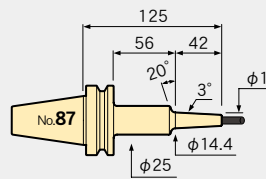
11.7

BT40-SLSB6-95-M42



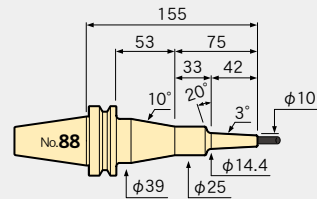
3.6

BT40-SLSB6-125-M42



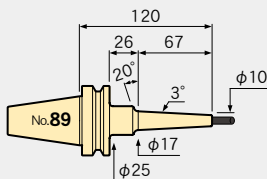
4.5

BT40-SLSB6-155-M42



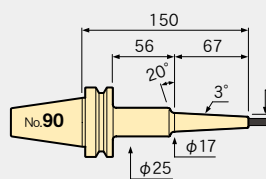
4.4

BT40-SLSB6-120-M67



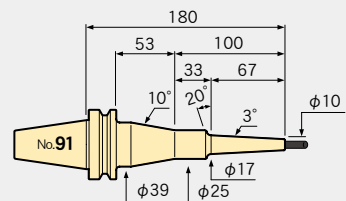
6.1

BT40-SLSB6-150-M67



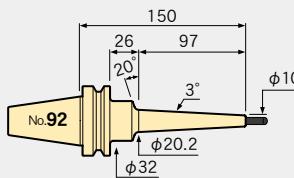
7.4

BT40-SLSB6-180-M67



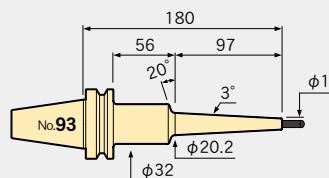
7.4

BT40-SLSB6-150-M97



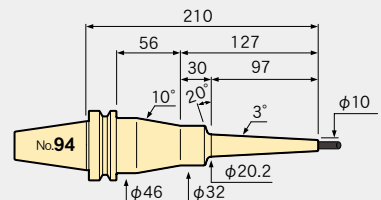
8.5

BT40-SLSB6-180-M97



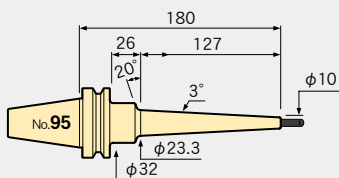
9.2

BT40-SLSB6-210-M97



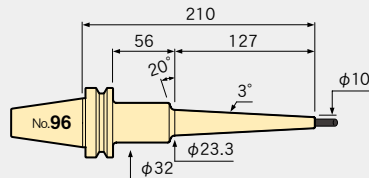
9.2

BT40-SLSB6-180-M127



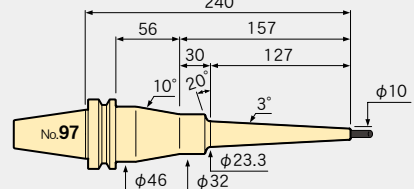
11.0

BT40-SLSB6-210-M127

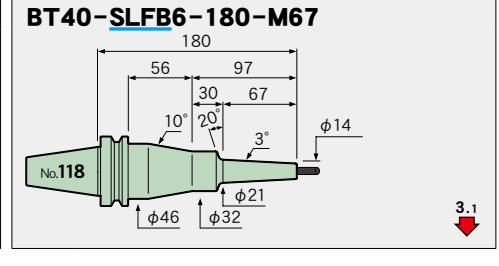
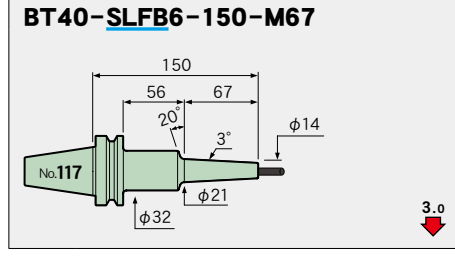
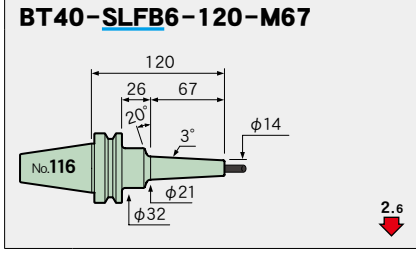
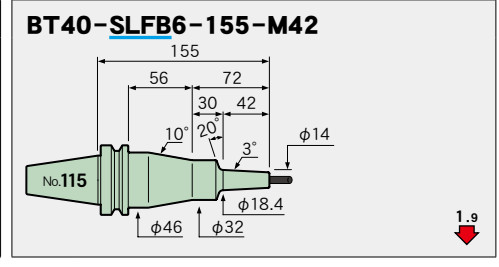
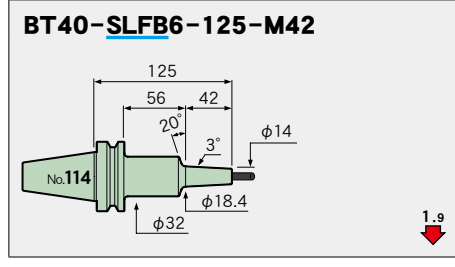
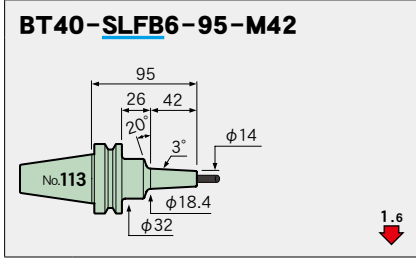
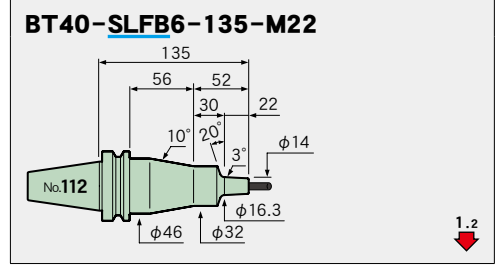
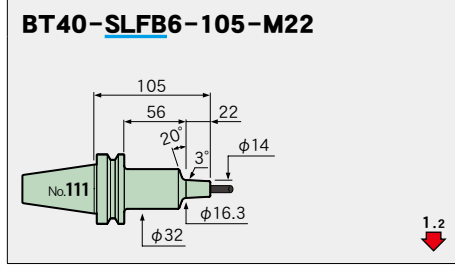
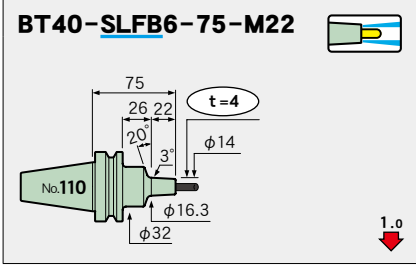
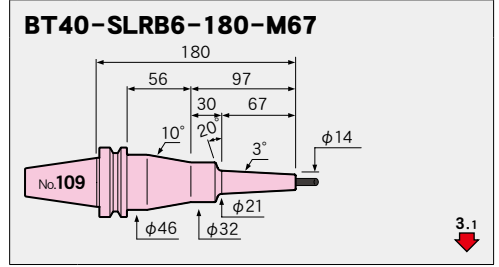
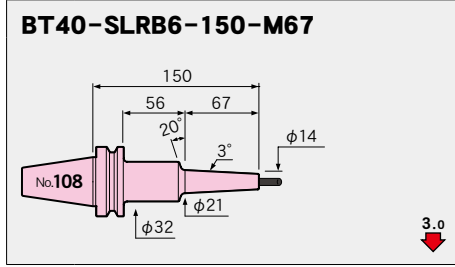
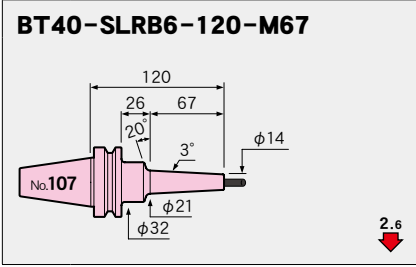
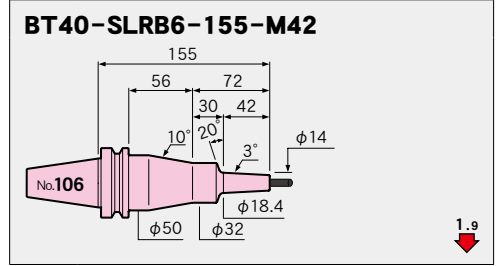
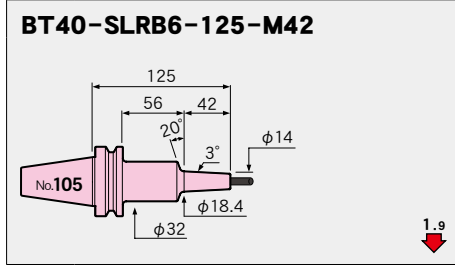
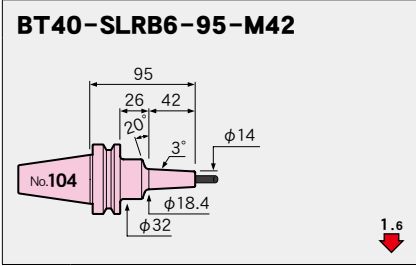
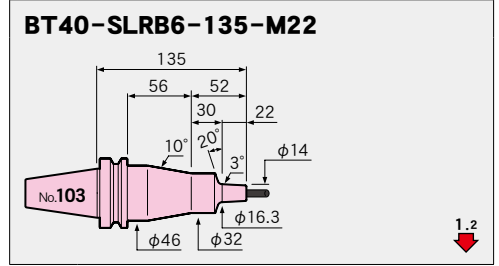
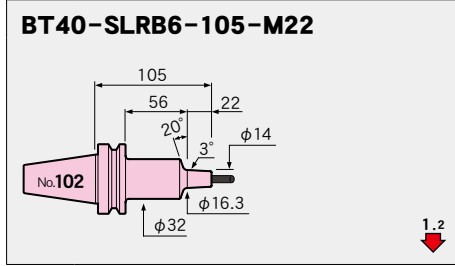
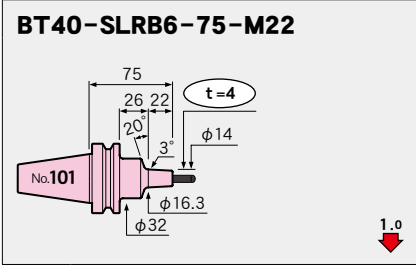
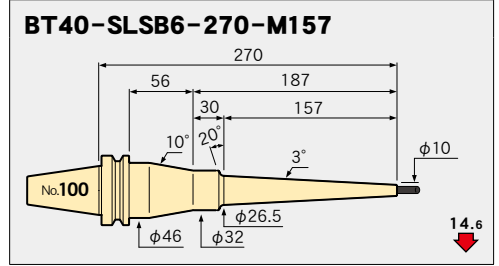
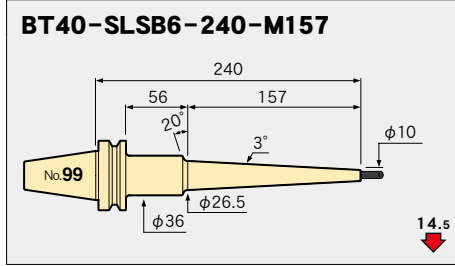
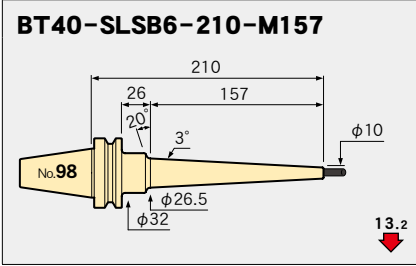


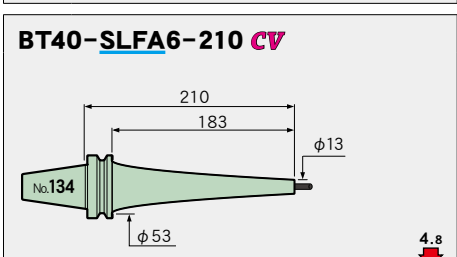
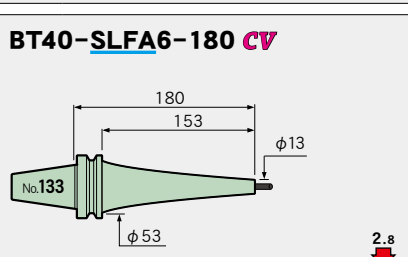
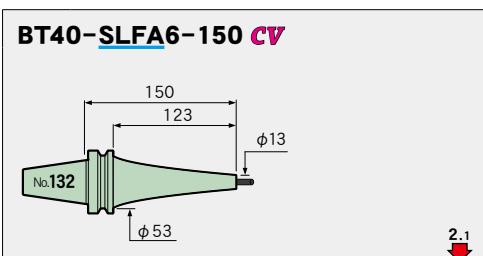
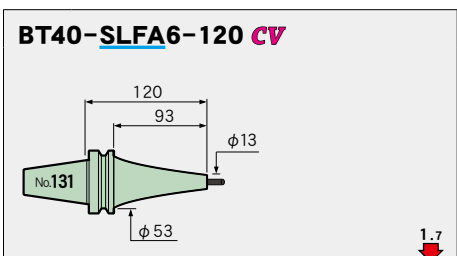
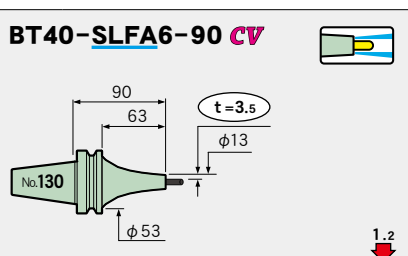
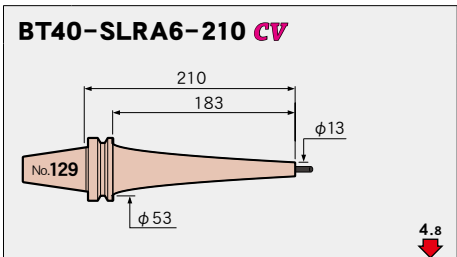
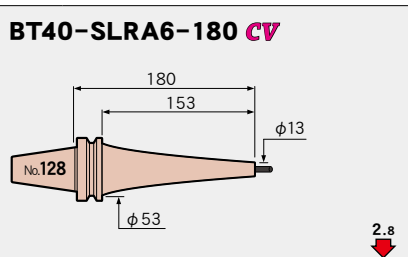
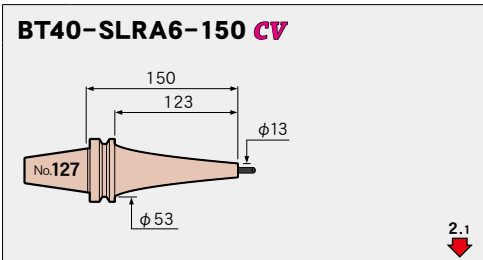
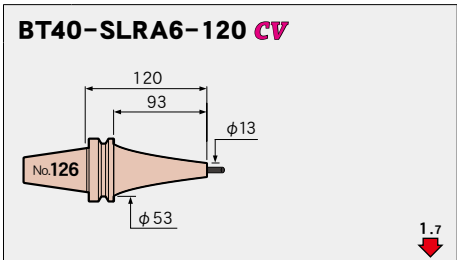
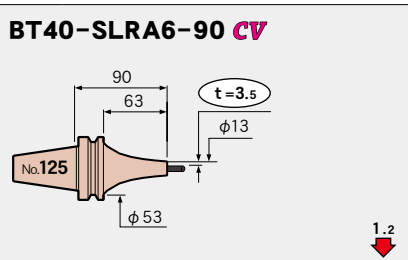
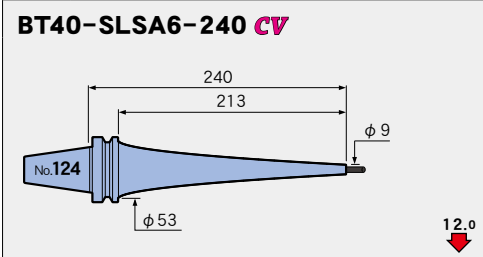
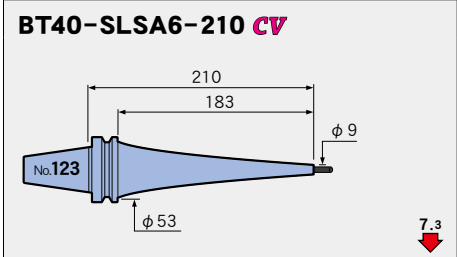
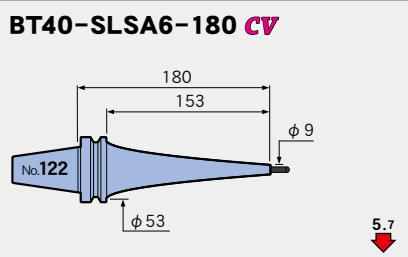
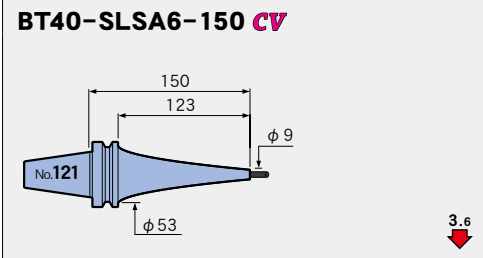
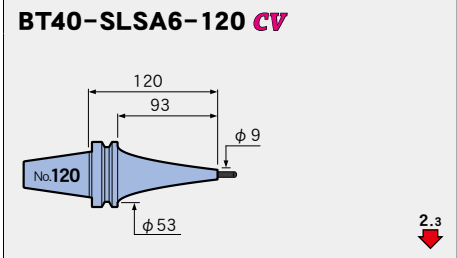
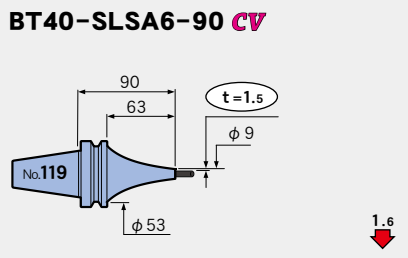
12.0

BT40-SLSB6-240-M127

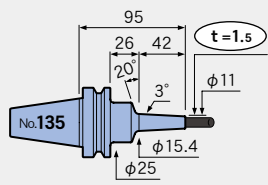


12.0



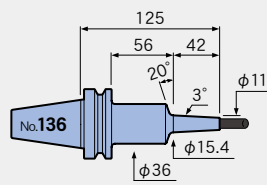


BT40-SLSA8-95-M42



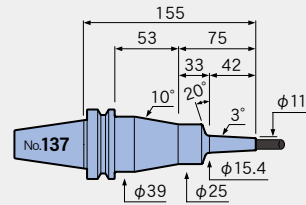
3.4

BT40-SLSA8-125-M42



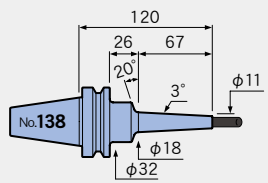
3.4

BT40-SLSA8-155-M42



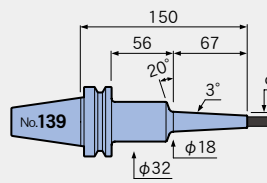
4.3

BT40-SLSA8-120-M67



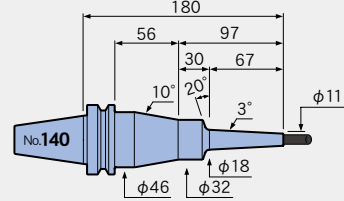
5.4

BT40-SLSA8-150-M67



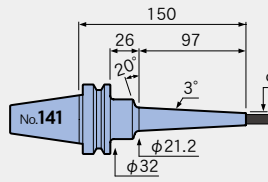
5.9

BT40-SLSA8-180-M67



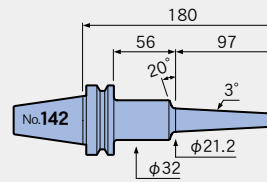
5.9

BT40-SLSA8-150-M97



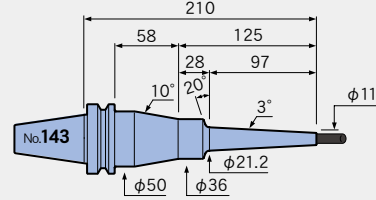
7.9

BT40-SLSA8-180-M97



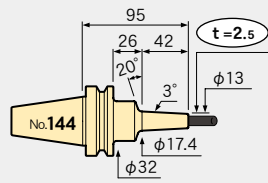
8.7

BT40-SLSA8-210-M97



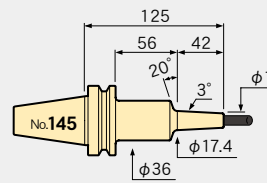
8.4

BT40-SLSB8-95-M42



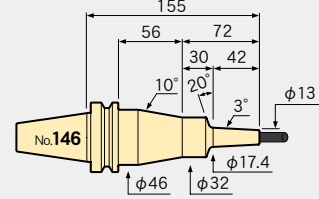
2.1

BT40-SLSB8-125-M42



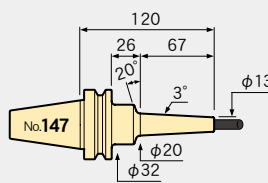
2.3

BT40-SLSB8-155-M42



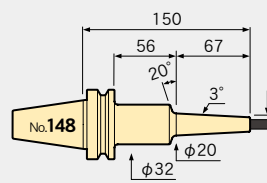
2.5

BT40-SLSB8-120-M67



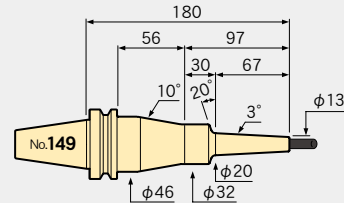
3.5

BT40-SLSB8-150-M67



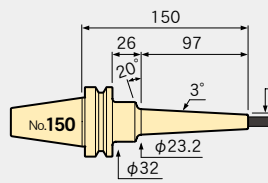
4.0

BT40-SLSB8-180-M67



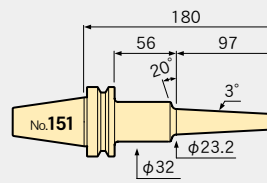
4.0

BT40-SLSB8-150-M97



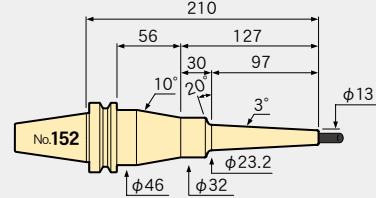
5.2

BT40-SLSB8-180-M97



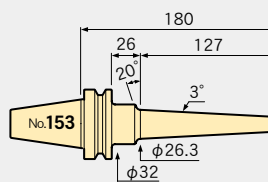
6.0

BT40-SLSB8-210-M97



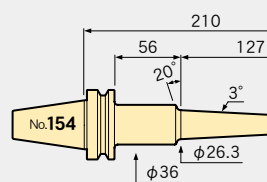
6.0

BT40-SLSB8-180-M127



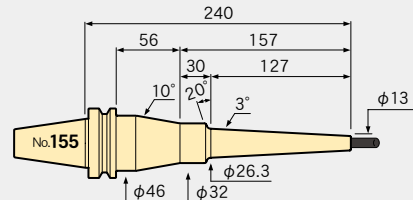
7.0

BT40-SLSB8-210-M127



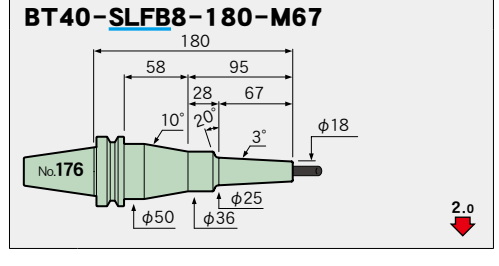
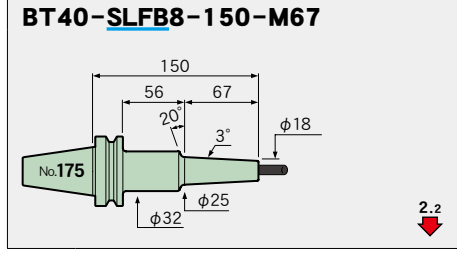
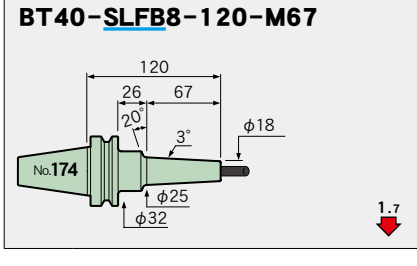
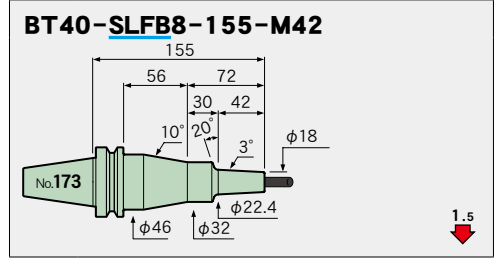
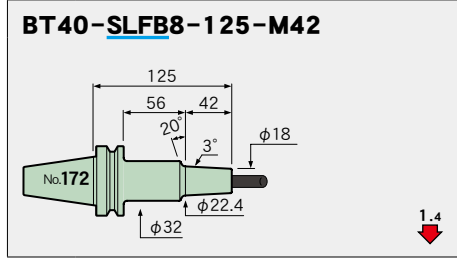
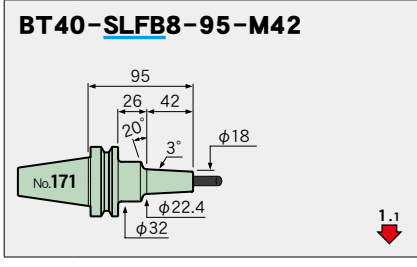
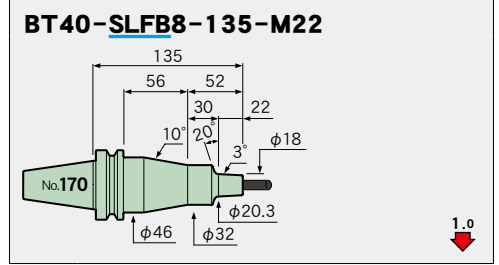
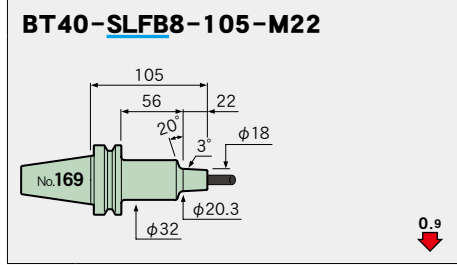
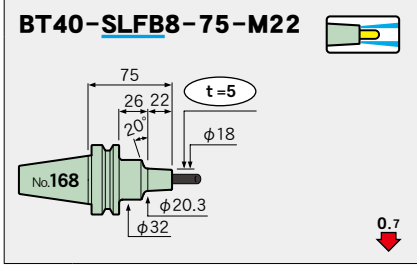
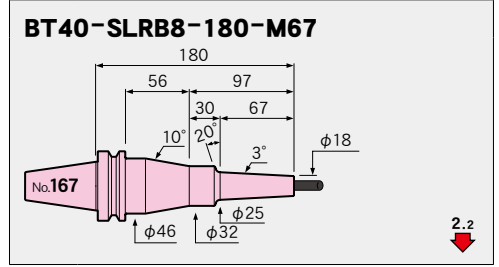
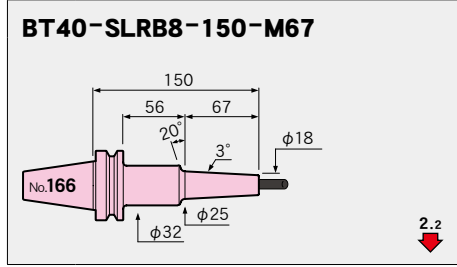
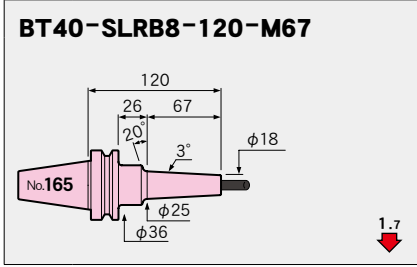
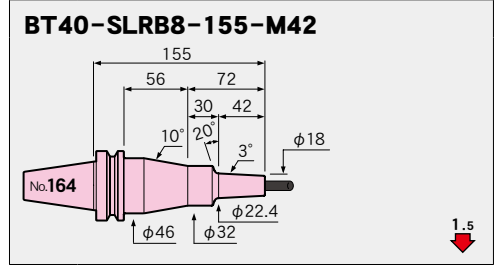
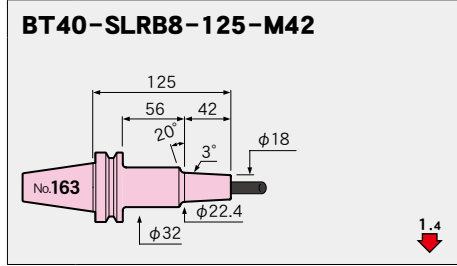
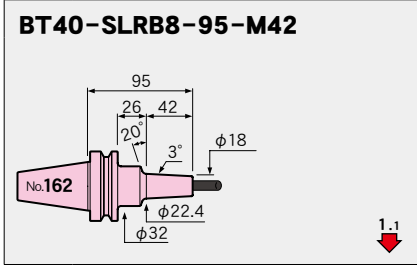
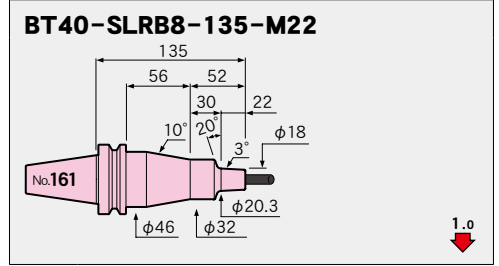
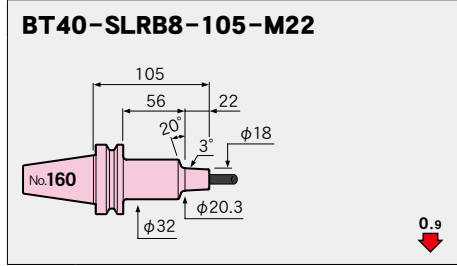
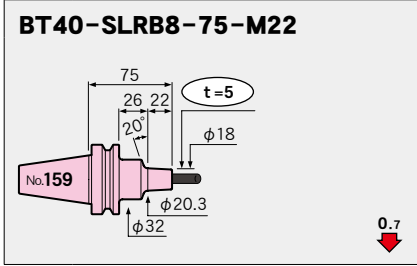
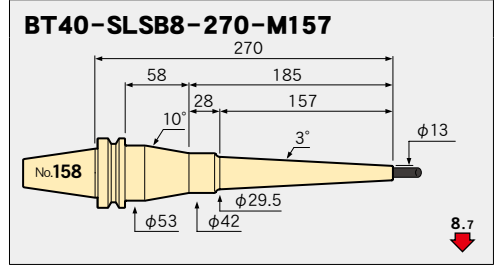
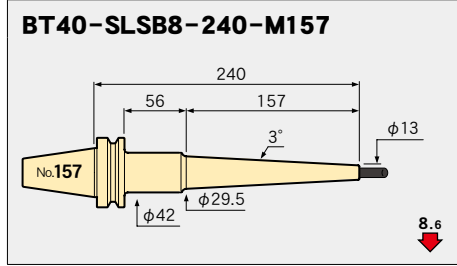
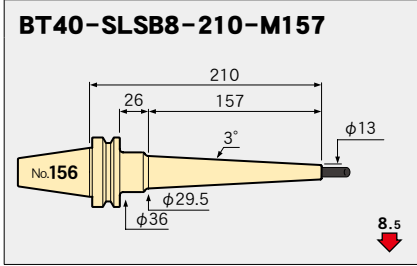
7.7

BT40-SLSB8-240-M127

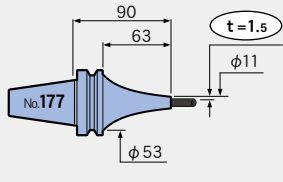


8.1



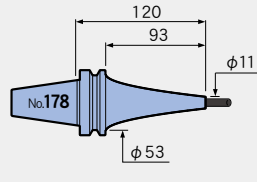


**BT40-SLSA8-90 CV**



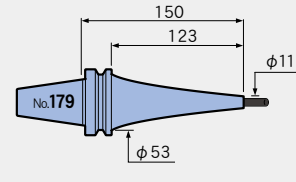
1.4

**BT40-SLSA8-120 CV**



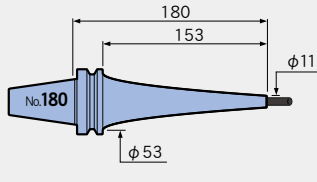
2.0

**BT40-SLSA8-150 CV**



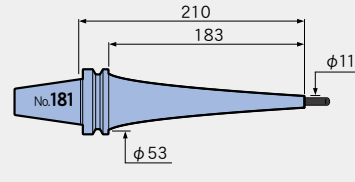
2.7

**BT40-SLSA8-180 CV**



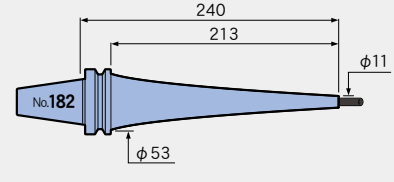
5.0

**BT40-SLSA8-210 CV**



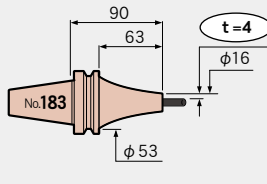
6.6

**BT40-SLSA8-240 CV**



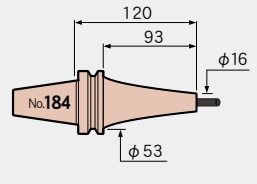
8.3

**BT40-SLRA8-90 CV**



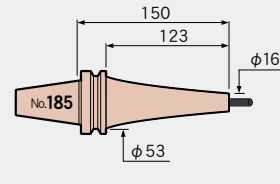
0.7

**BT40-SLRA8-120 CV**



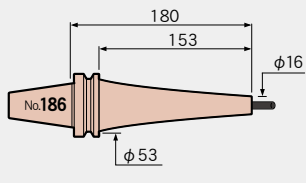
1.2

**BT40-SLRA8-150 CV**



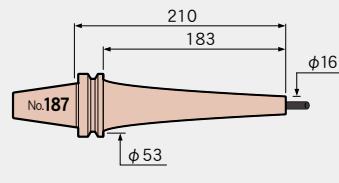
1.8

**BT40-SLRA8-180 CV**



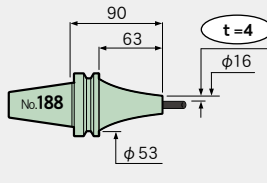
2.6

**BT40-SLRA8-210 CV**



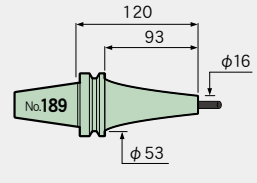
3.5

**BT40-SLFA8-90 CV**



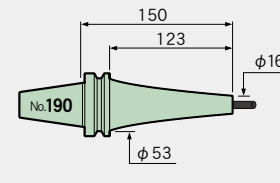
0.7

**BT40-SLFA8-120 CV**



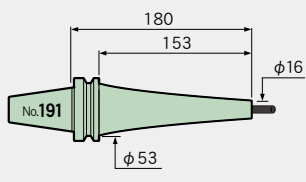
1.2

**BT40-SLFA8-150 CV**



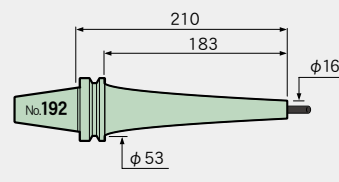
1.8

**BT40-SLFA8-180 CV**



2.6

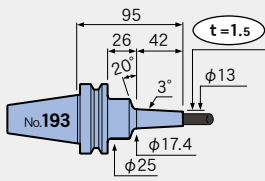
**BT40-SLFA8-210 CV**



3.5

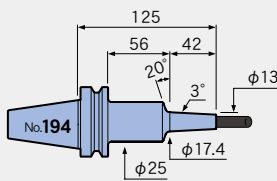
φ10

BT40-SLSA10-95-M42



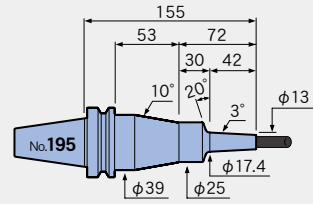
2.6

BT40-SLSA10-125-M42



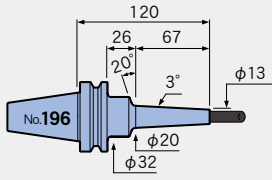
3.6

BT40-SLSA10-155-M42



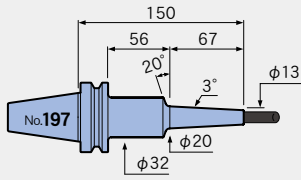
3.6

BT40-SLSA10-120-M67



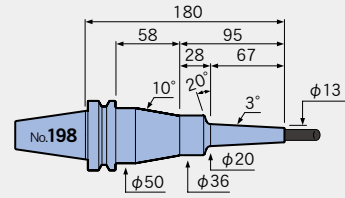
4.0

BT40-SLSA10-150-M67



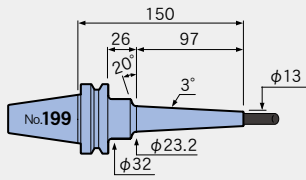
4.6

BT40-SLSA10-180-M67



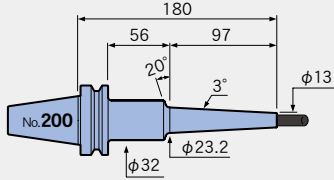
4.4

BT40-SLSA10-150-M97



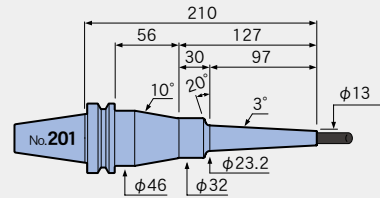
6.0

BT40-SLSA10-180-M97



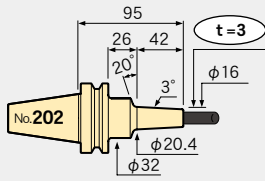
6.9

BT40-SLSA10-210-M97



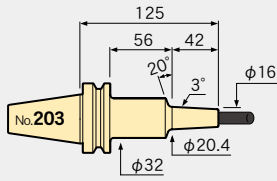
6.9

BT40-SLSB10-95-M42



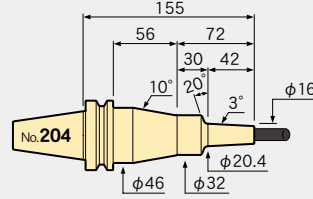
1.4

BT40-SLSB10-125-M42



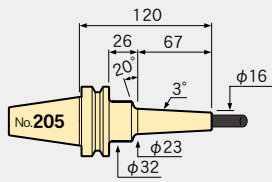
1.8

BT40-SLSB10-155-M42



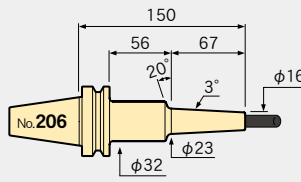
1.9

BT40-SLSB10-120-M67



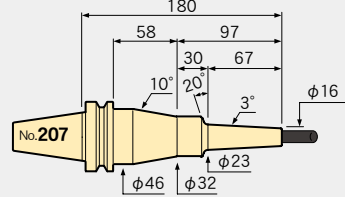
2.4

BT40-SLSB10-150-M67



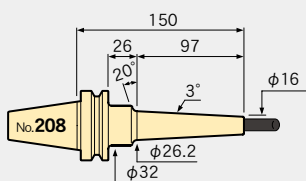
3.0

BT40-SLSB10-180-M67



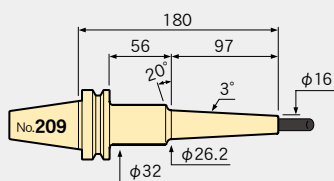
3.0

BT40-SLSB10-150-M97



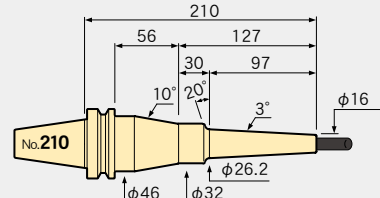
3.6

BT40-SLSB10-180-M97



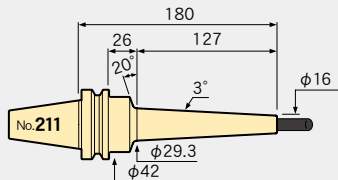
4.5

BT40-SLSB10-210-M97



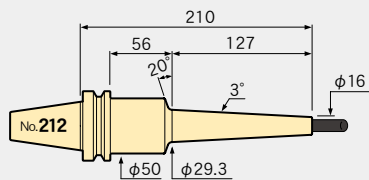
4.5

BT40-SLSB10-180-M127



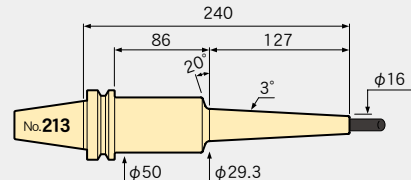
4.5

BT40-SLSB10-210-M127



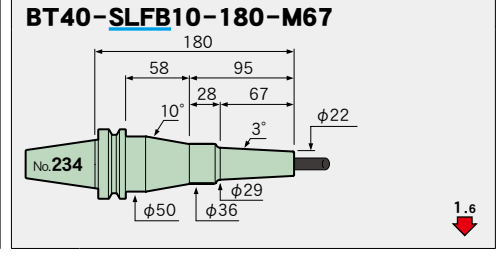
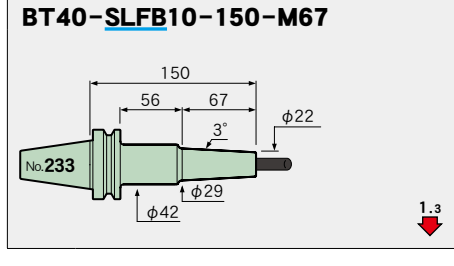
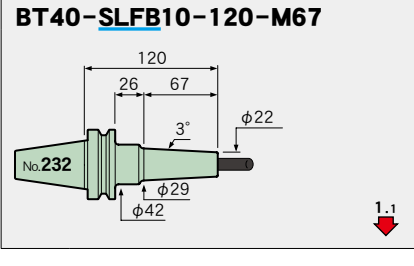
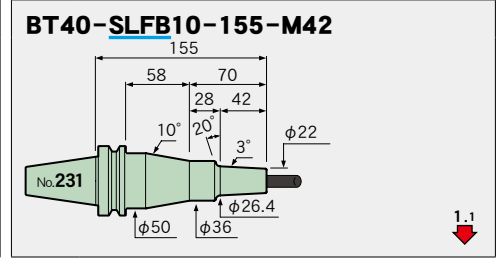
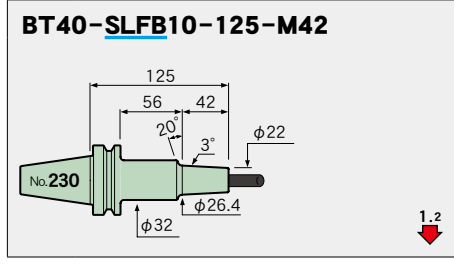
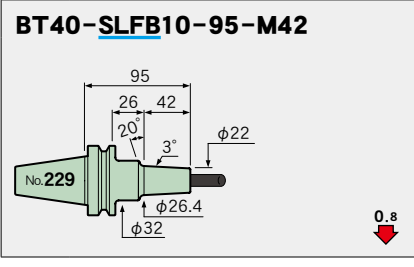
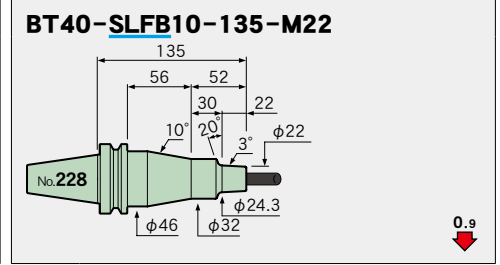
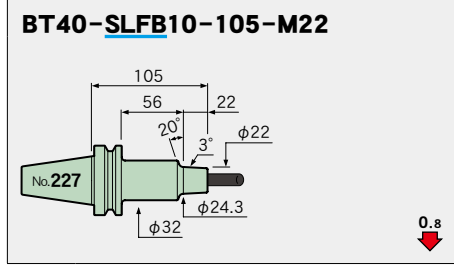
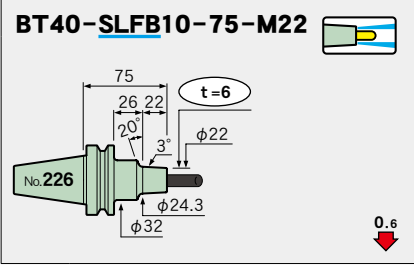
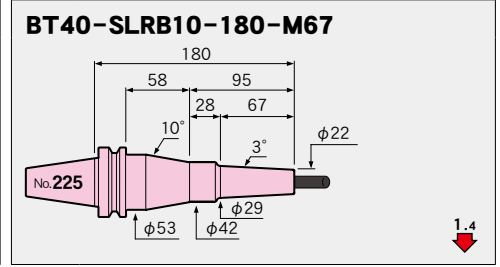
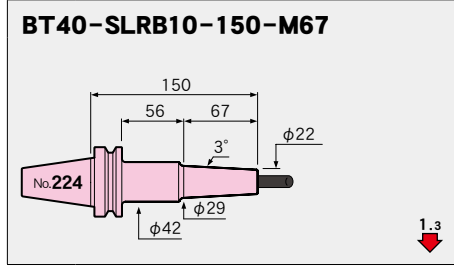
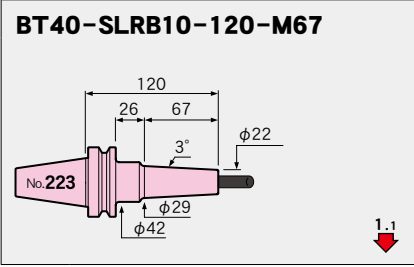
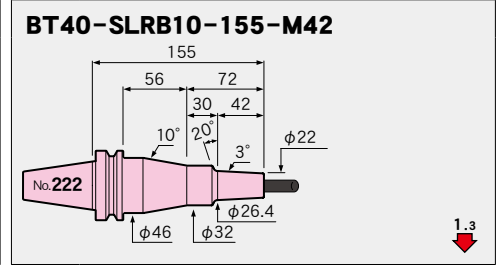
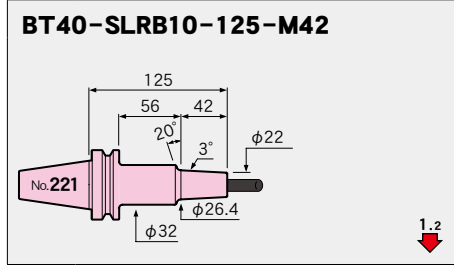
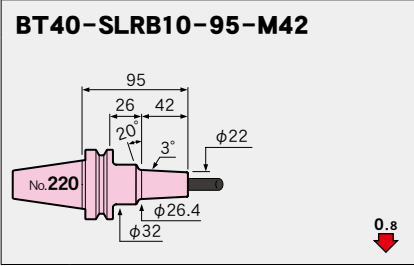
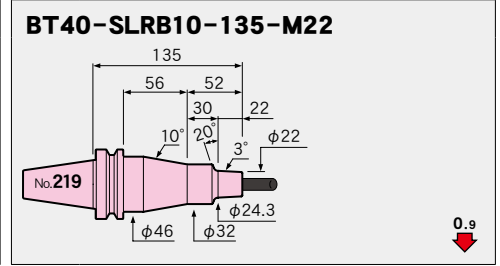
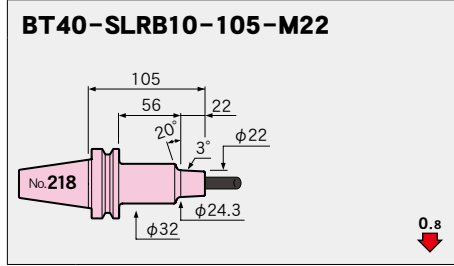
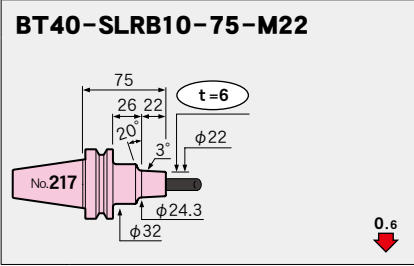
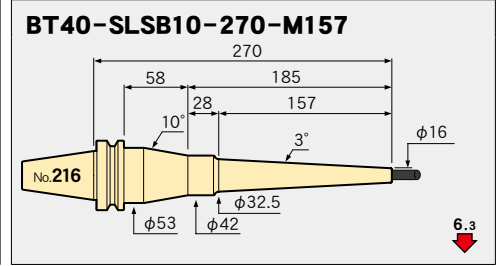
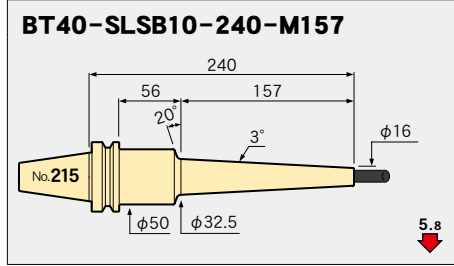
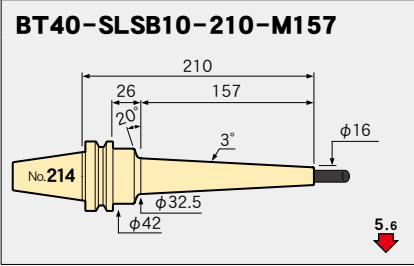
4.7

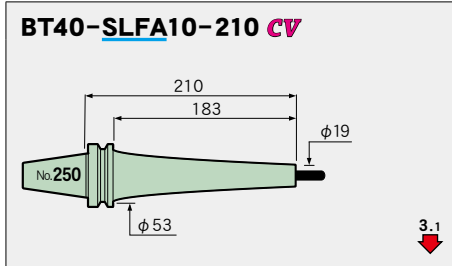
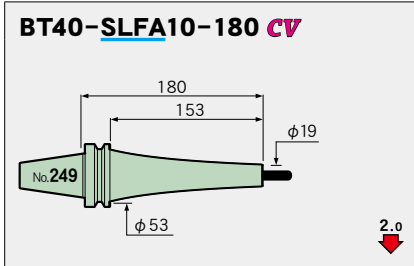
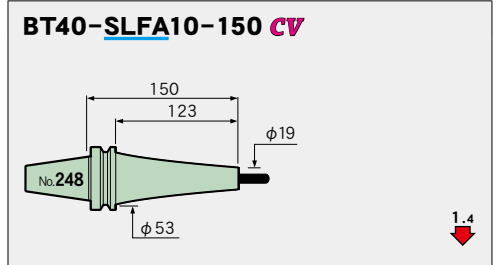
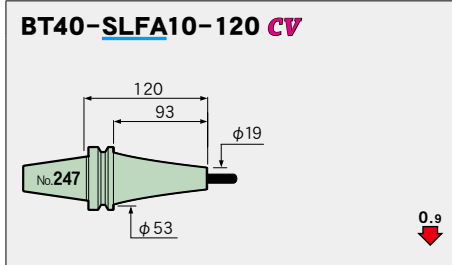
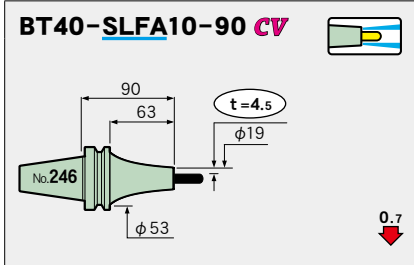
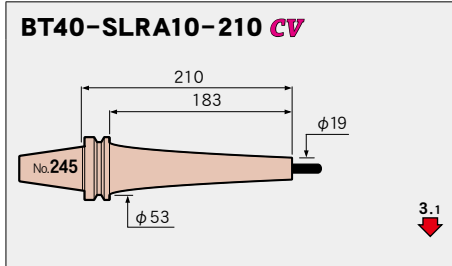
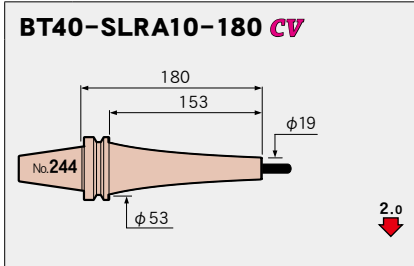
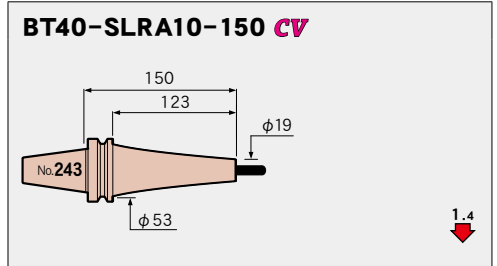
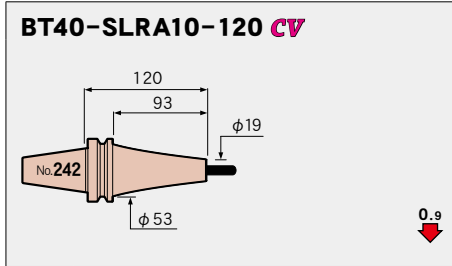
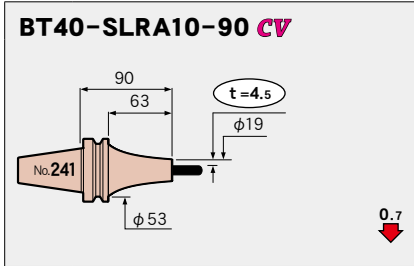
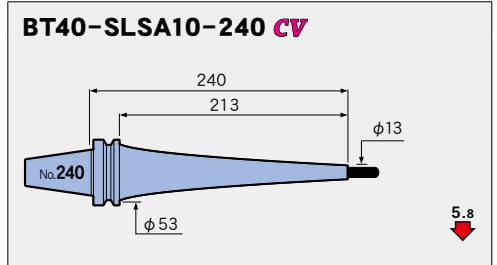
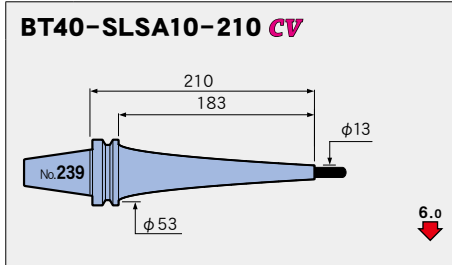
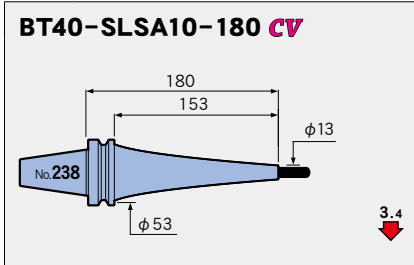
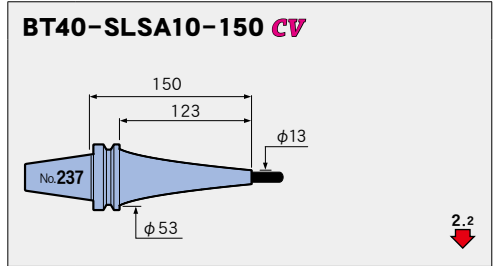
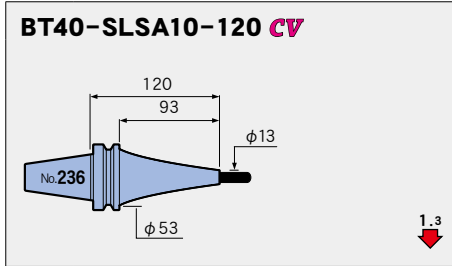
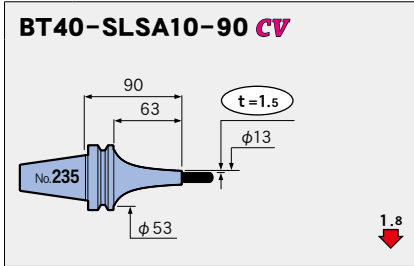
BT40-SLSB10-240-M127



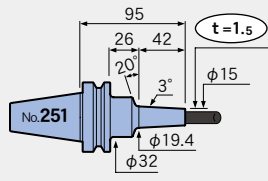
5.0

特点  
加热装置  
一体型 3°  
一体型 CURVE  
一体型系列  
2 体型系列  
UNO  
强力型 热锻刀柄  
Z  
直柄延长杆  
相关商品  
周边机器  
技术资料



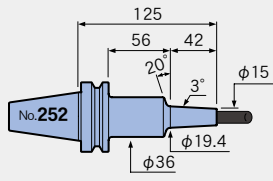


**BT40-SLSA12-95-M42**



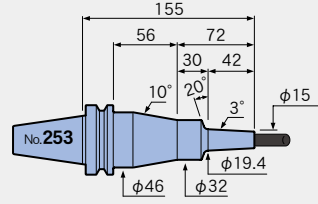
1.8

**BT40-SLSA12-125-M42**



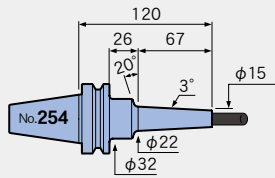
2.3

**BT40-SLSA12-155-M42**



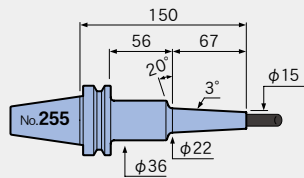
2.3

**BT40-SLSA12-120-M67**



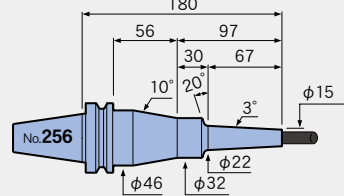
3.3

**BT40-SLSA12-150-M67**



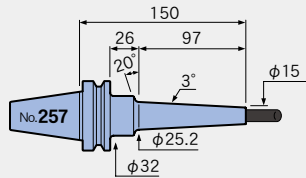
3.6

**BT40-SLSA12-180-M67**



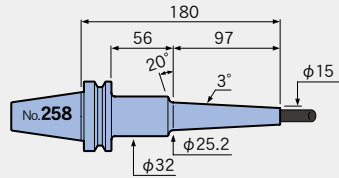
3.9

**BT40-SLSA12-150-M97**



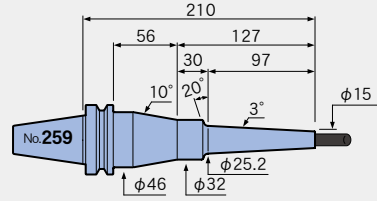
4.9

**BT40-SLSA12-180-M97**



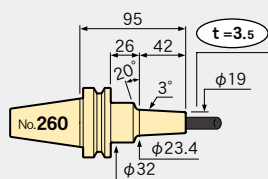
5.8

**BT40-SLSA12-210-M97**



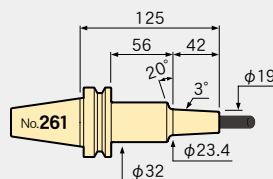
5.8

**BT40-SLSB12-95-M42**



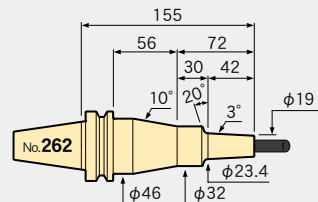
1.1

**BT40-SLSB12-125-M42**



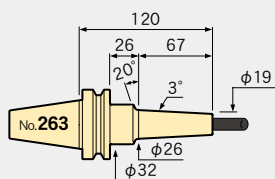
1.5

**BT40-SLSB12-155-M42**



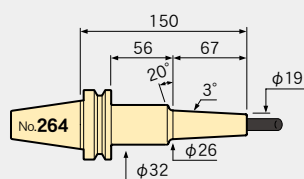
1.6

**BT40-SLSB12-120-M67**



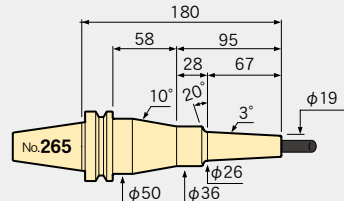
1.8

**BT40-SLSB12-150-M67**



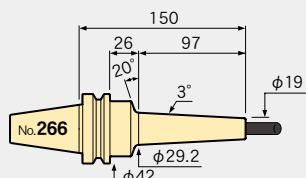
2.5

**BT40-SLSB12-180-M67**



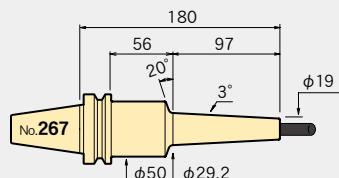
2.2

**BT40-SLSB12-150-M97**



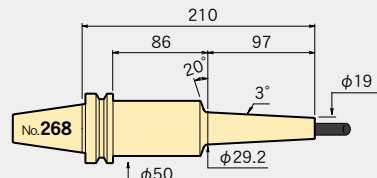
2.4

**BT40-SLSB12-180-M97**



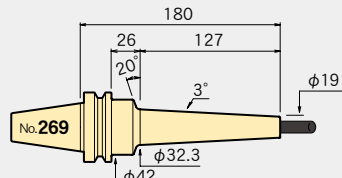
2.6

**BT40-SLSB12-210-M97**



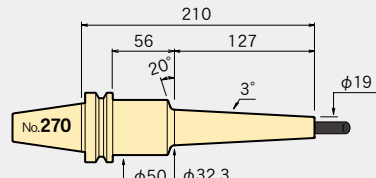
2.9

**BT40-SLSB12-180-M127**



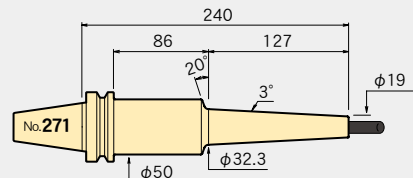
3.3

**BT40-SLSB12-210-M127**

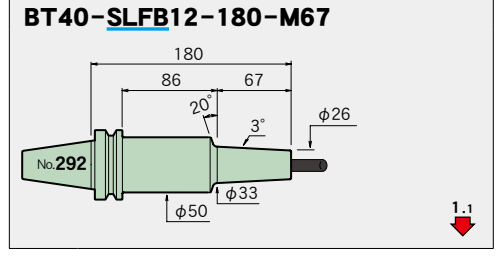
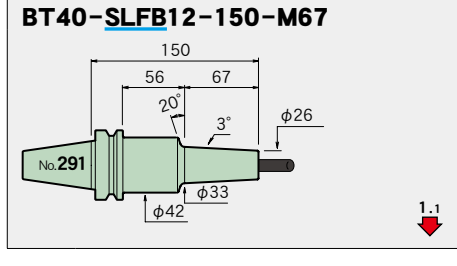
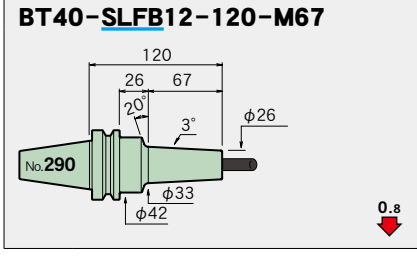
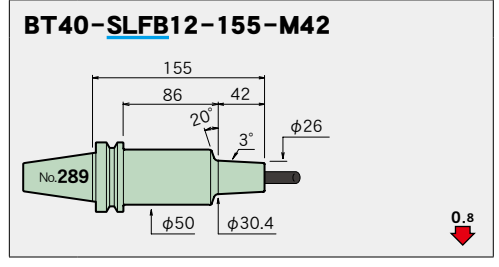
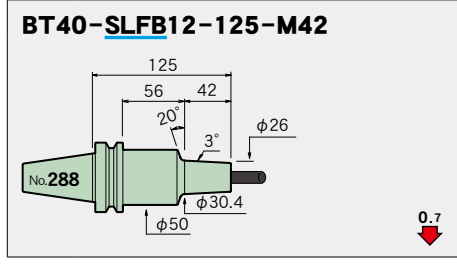
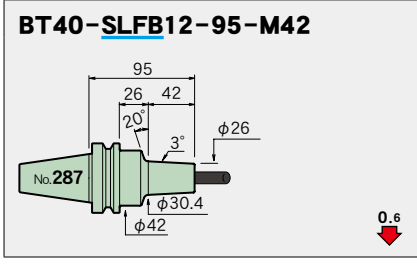
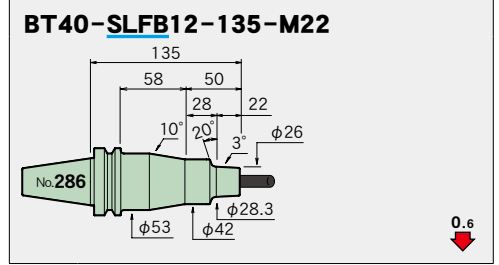
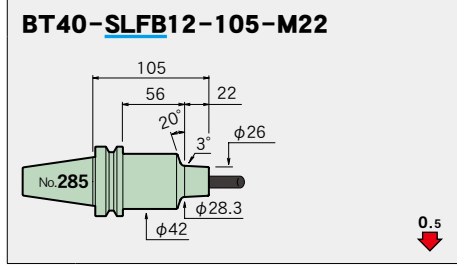
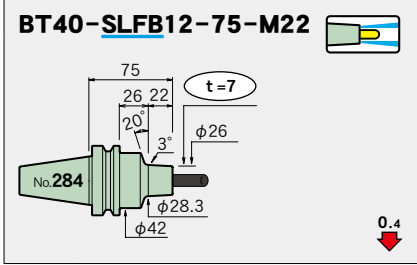
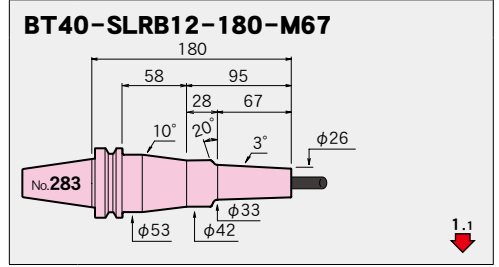
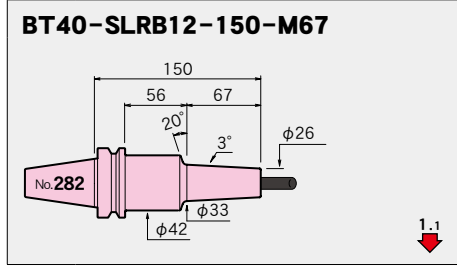
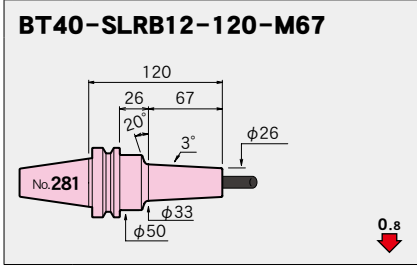
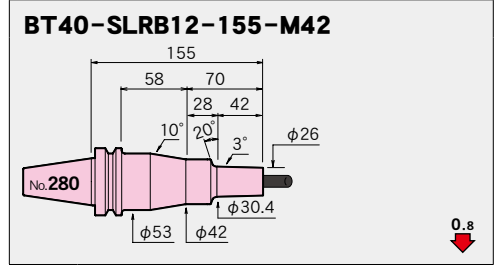
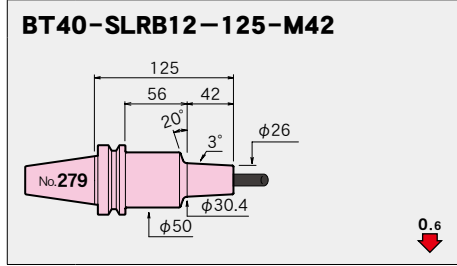
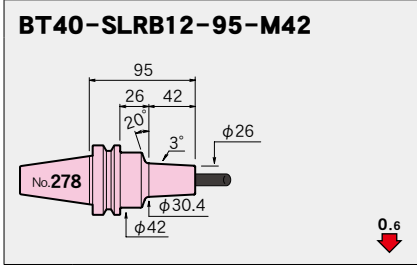
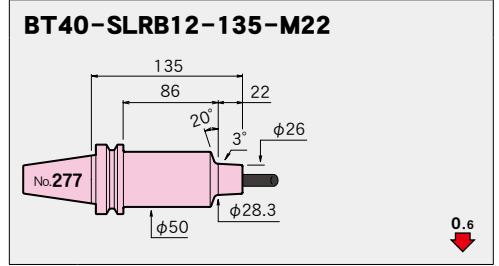
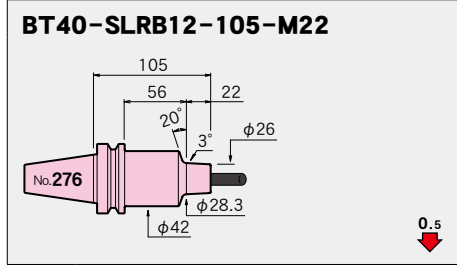
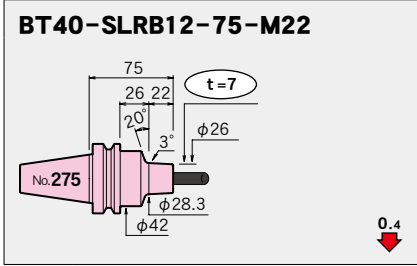
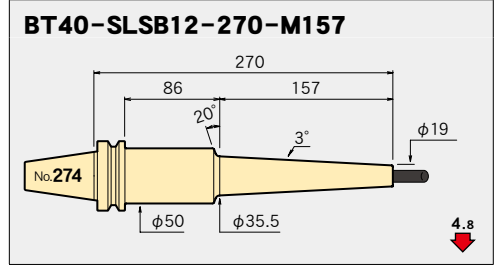
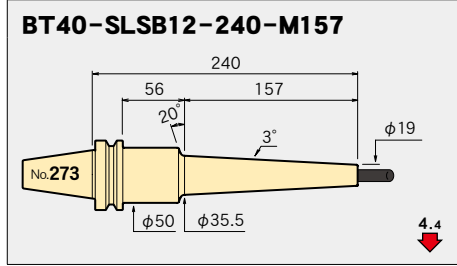
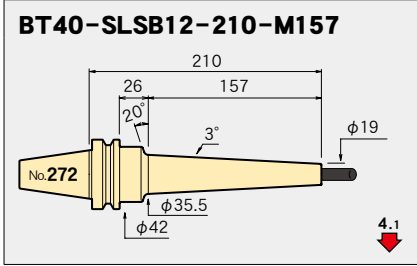


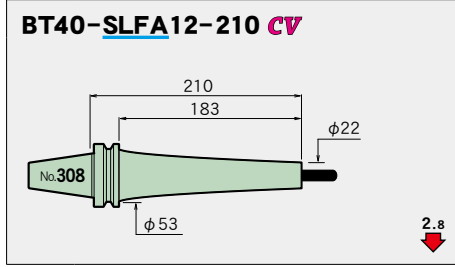
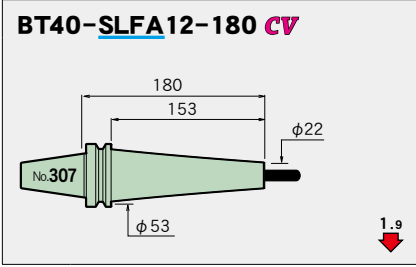
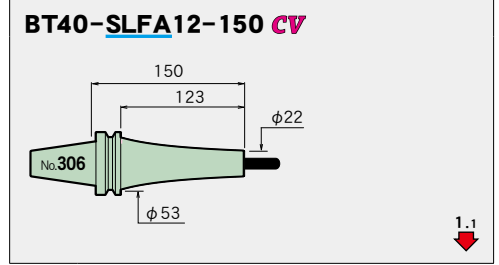
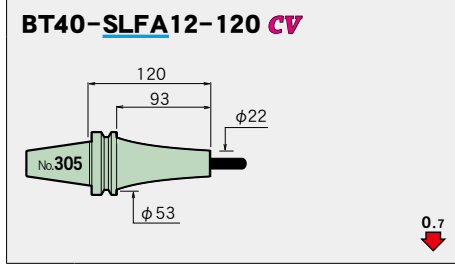
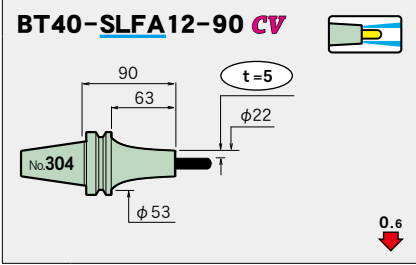
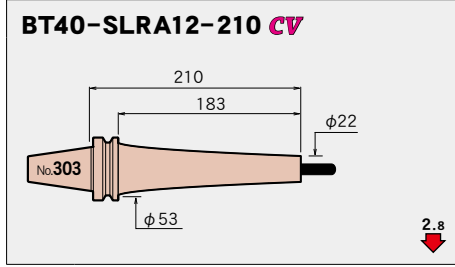
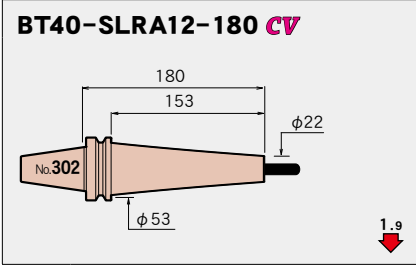
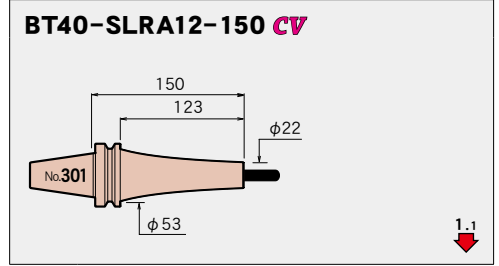
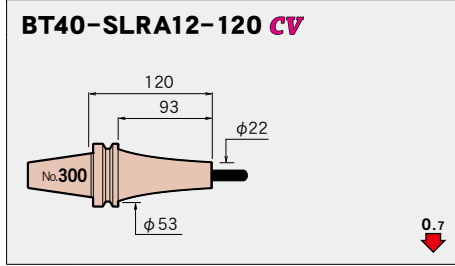
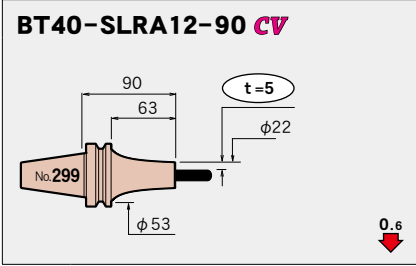
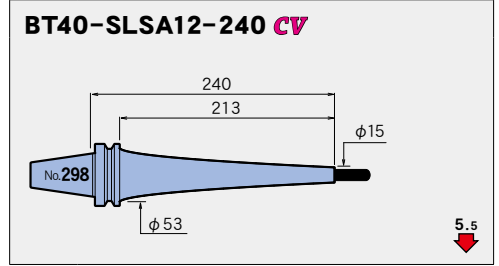
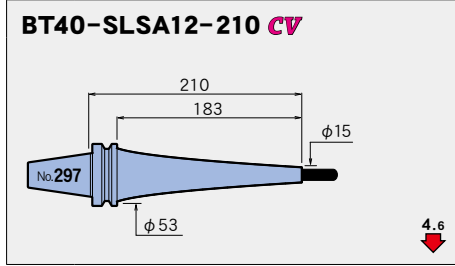
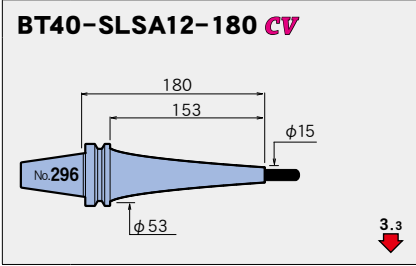
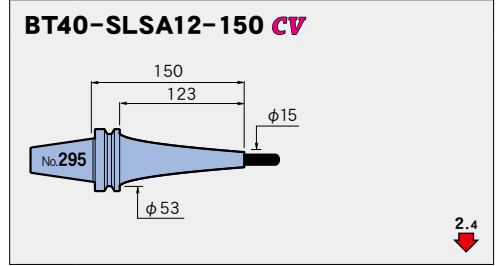
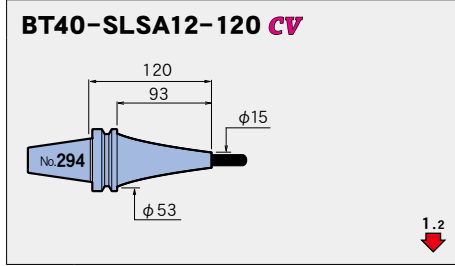
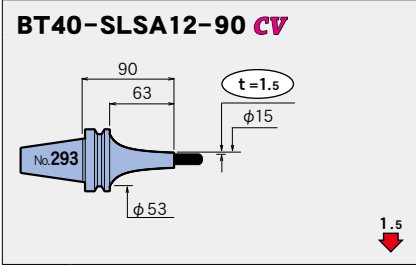
3.5

**BT40-SLSB12-240-M127**



3.8

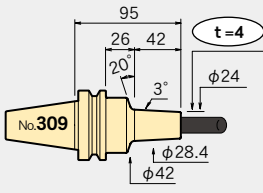




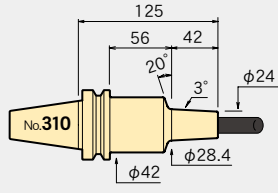


φ16

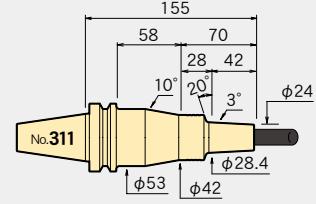
BT40-SLSB16-95-M42



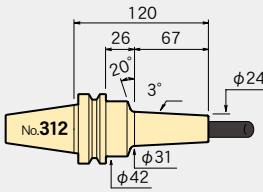
BT40-SLSB16-125-M42



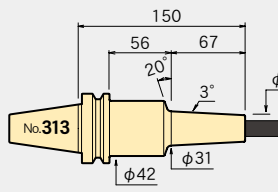
BT40-SLSB16-155-M42



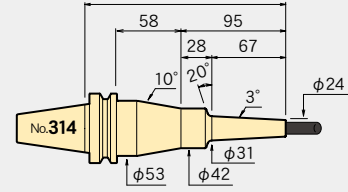
BT40-SLSB16-120-M67



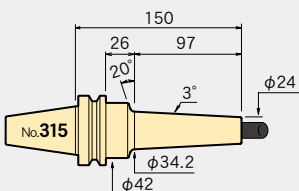
BT40-SLSB16-150-M67



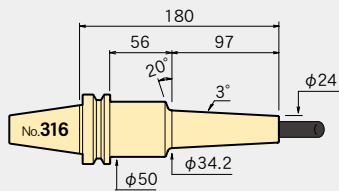
BT40-SLSB16-180-M67



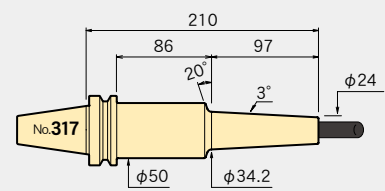
BT40-SLSB16-150-M97



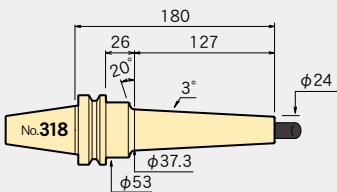
BT40-SLSB16-180-M97



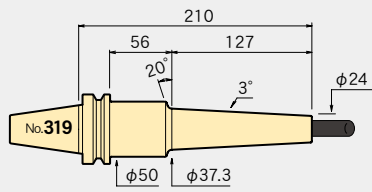
BT40-SLSB16-210-M97



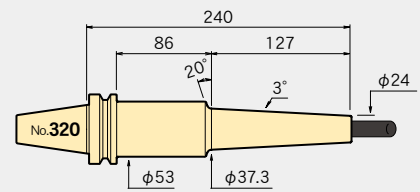
BT40-SLSB16-180-M127



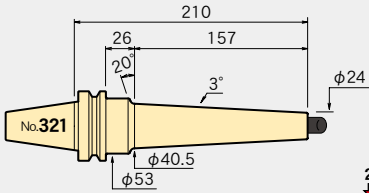
BT40-SLSB16-210-M127



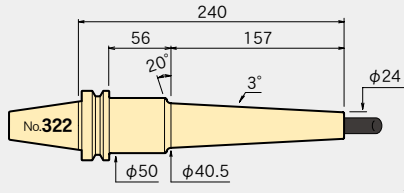
BT40-SLSB16-240-M127



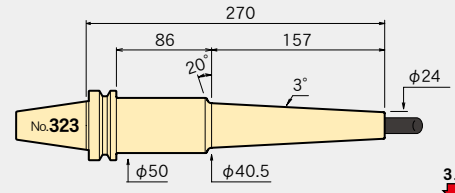
BT40-SLSB16-210-M157



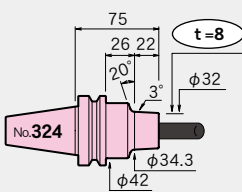
BT40-SLSB16-240-M157



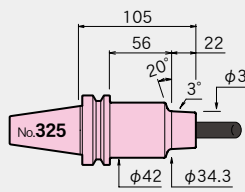
BT40-SLSB16-270-M157



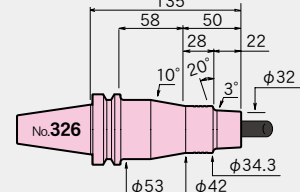
BT40-SLRB16-75-M22



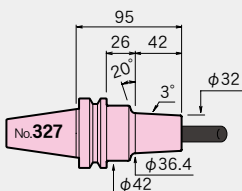
BT40-SLRB16-105-M22



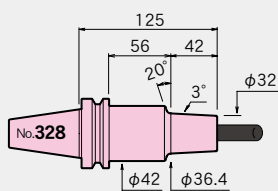
BT40-SLRB16-135-M22



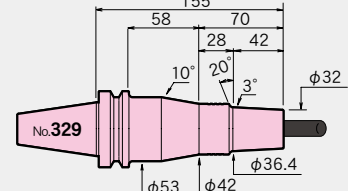
BT40-SLRB16-95-M42



BT40-SLRB16-125-M42



BT40-SLRB16-155-M42



特点

加热装置

一体型 3°  
一体型 CURVE

一体型系列

2 体型系列

UNO

强力型 热敏刀柄

Z

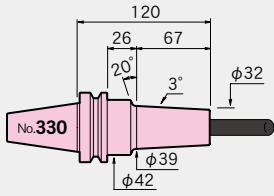
直柄延长杆

相关商品

周边机器

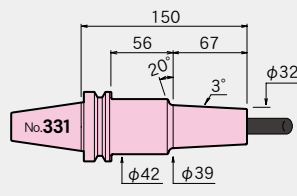
技术资料

**BT40-SLRB16-120-M67**



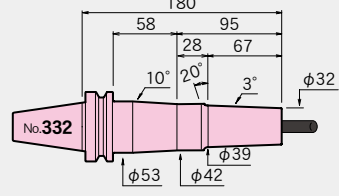
0.7

**BT40-SLRB16-150-M67**



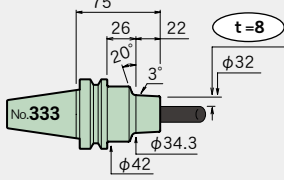
0.9

**BT40-SLRB16-180-M67**



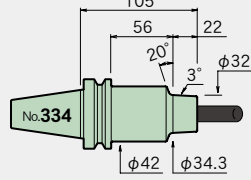
1.0

**BT40-SLFB16-75-M22**



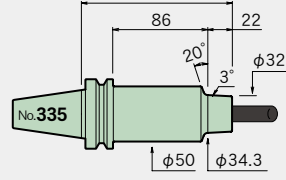
0.3

**BT40-SLFB16-105-M22**



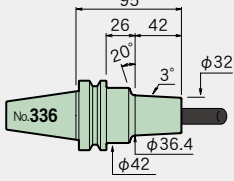
0.5

**BT40-SLFB16-135-M22**



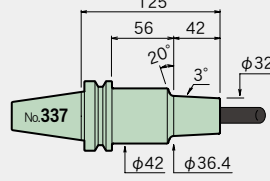
0.5

**BT40-SLFB16-95-M42**



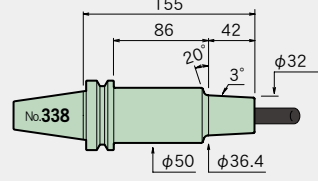
0.5

**BT40-SLFB16-125-M42**



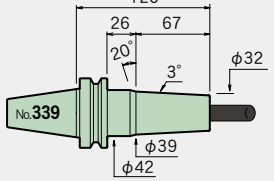
0.7

**BT40-SLFB16-155-M42**



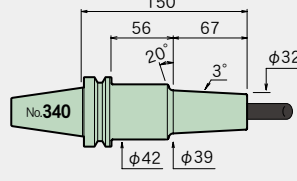
0.7

**BT40-SLFB16-120-M67**



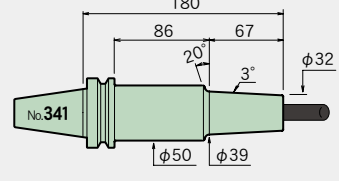
0.7

**BT40-SLFB16-150-M67**



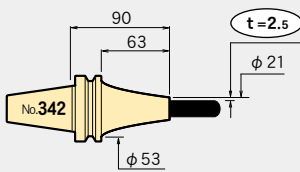
0.9

**BT40-SLFB16-180-M67**



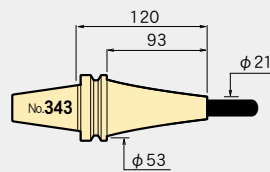
1.0

**BT40-SLSB16-90 CV**



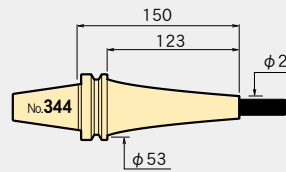
0.6

**BT40-SLSB16-120 CV**



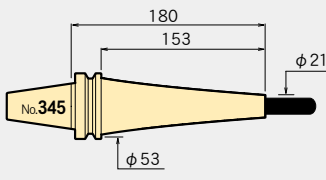
0.8

**BT40-SLSB16-150 CV**



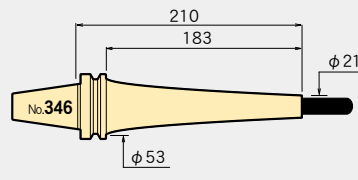
1.5

**BT40-SLSB16-180 CV**



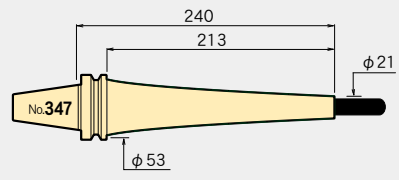
1.9

**BT40-SLSB16-210 CV**



3.0

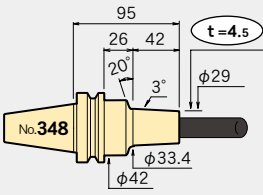
**BT40-SLSB16-240 CV**



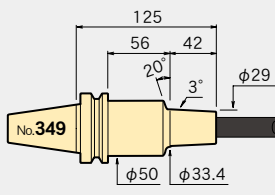
3.7

φ 20

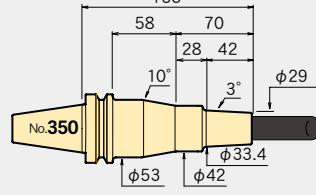
BT40-SLSB20-95-M42



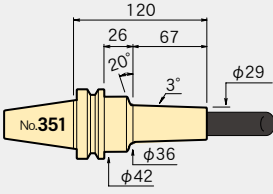
BT40-SLSB20-125-M42



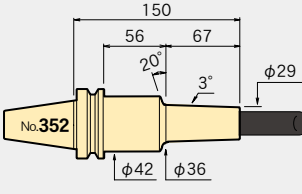
BT40-SLSB20-155-M42



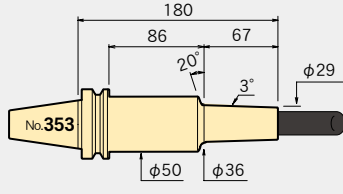
BT40-SLSB20-120-M67



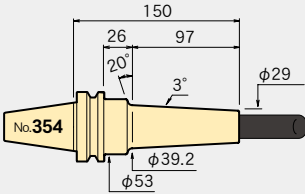
BT40-SLSB20-150-M67



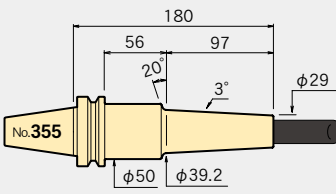
BT40-SLSB20-180-M67



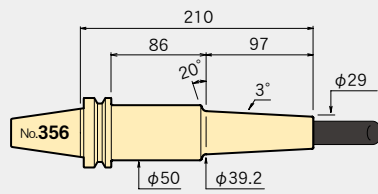
BT40-SLSB20-150-M97



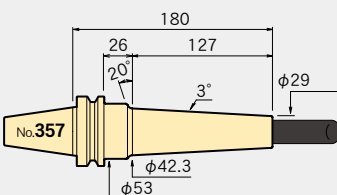
BT40-SLSB20-180-M97



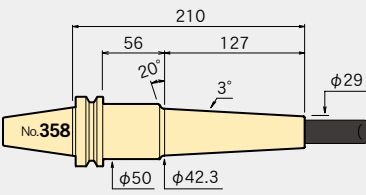
BT40-SLSB20-210-M97



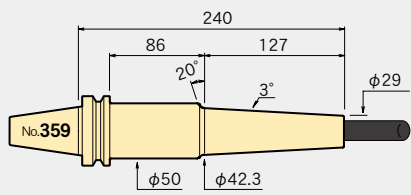
BT40-SLSB20-180-M127



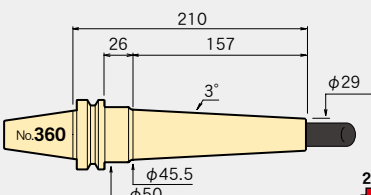
BT40-SLSB20-210-M127



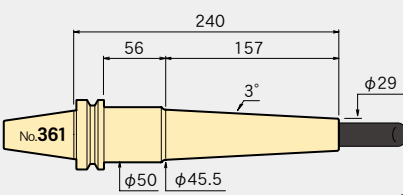
BT40-SLSB20-240-M127



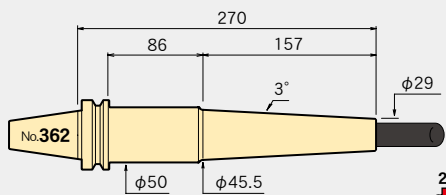
BT40-SLSB20-210-M157



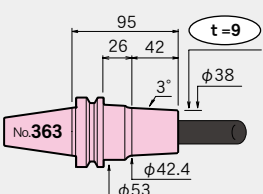
BT40-SLSB20-240-M157



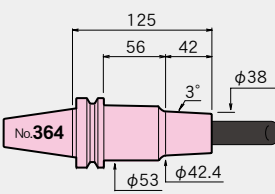
BT40-SLSB20-270-M157



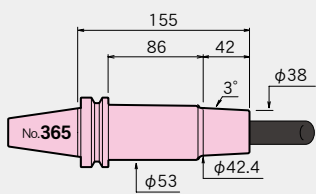
BT40-SLRB20-95-M42



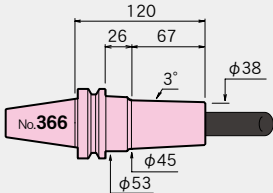
BT40-SLRB20-125-M42



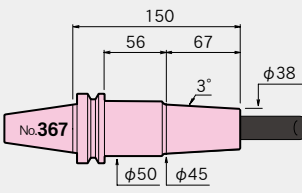
BT40-SLRB20-155-M42



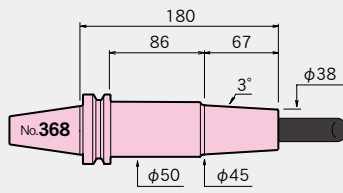
BT40-SLRB20-120-M67

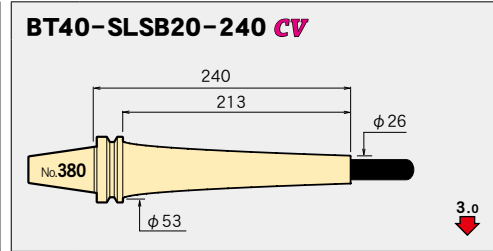
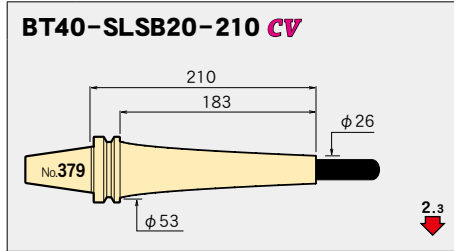
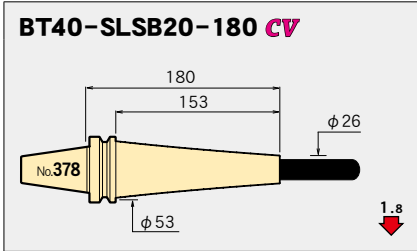
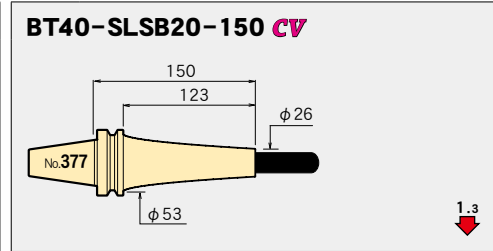
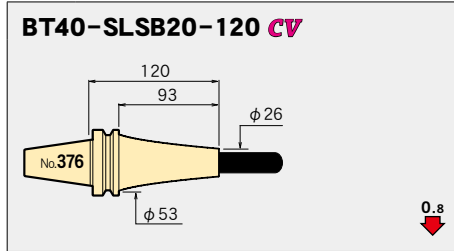
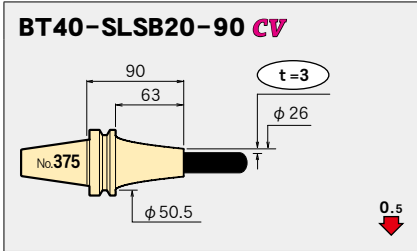
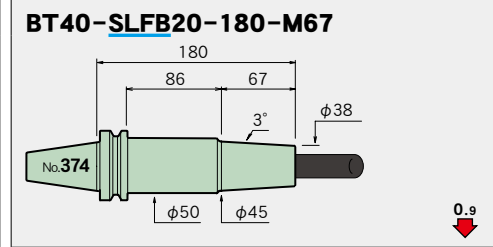
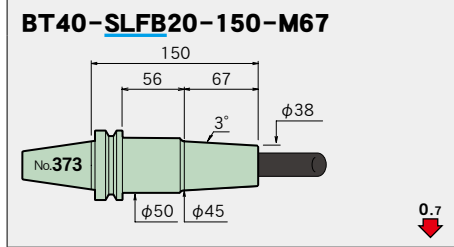
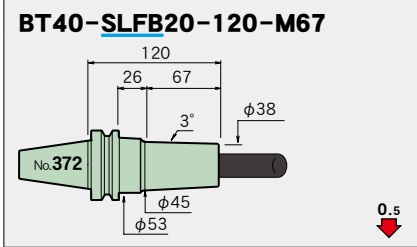
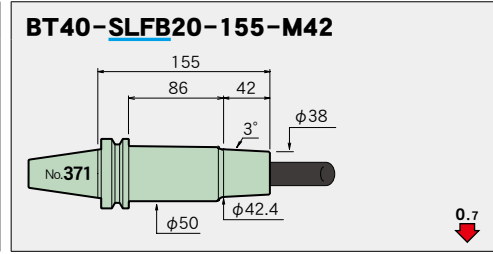
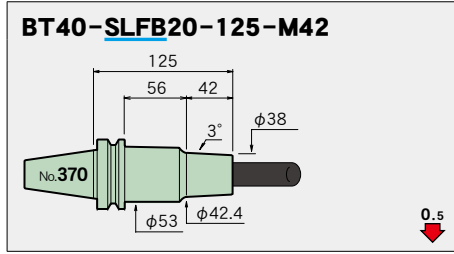
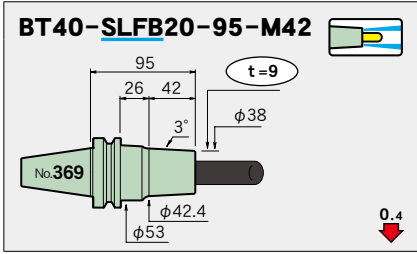


BT40-SLRB20-150-M67

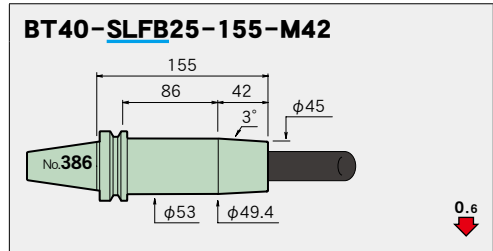
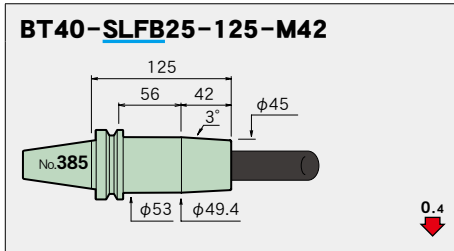
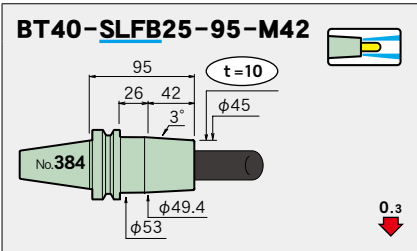
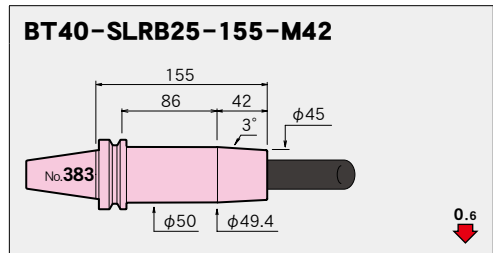
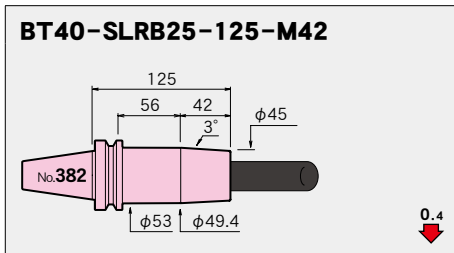
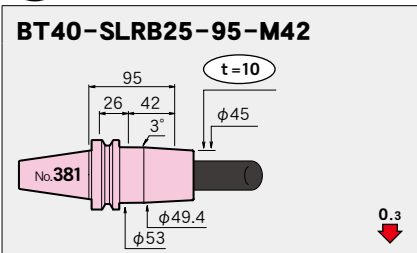


BT40-SLRB20-180-M67

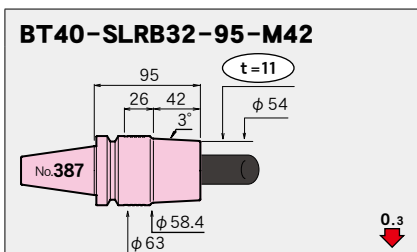




**φ 25**




**φ 32**



**φ70 加热喷头 (HRB-03S-230AS)**

SLRB32刀柄加热时必需品

型号	HRB-NZL 70
----	------------



HEAT ROBO Baby3000S